©NRHS Archives 2018

THE RAIL JOINT COMPANY

ARMORED CONTINUOUS INSULATED JOINT

FILE NO. 300-357
OCT. 6, 1948 ISSUE NO. 1

115-R.E. RAIL

GREAT NORTHERN RY.

JOINT BARS
TEMPLET 94362 APR 28, 1947

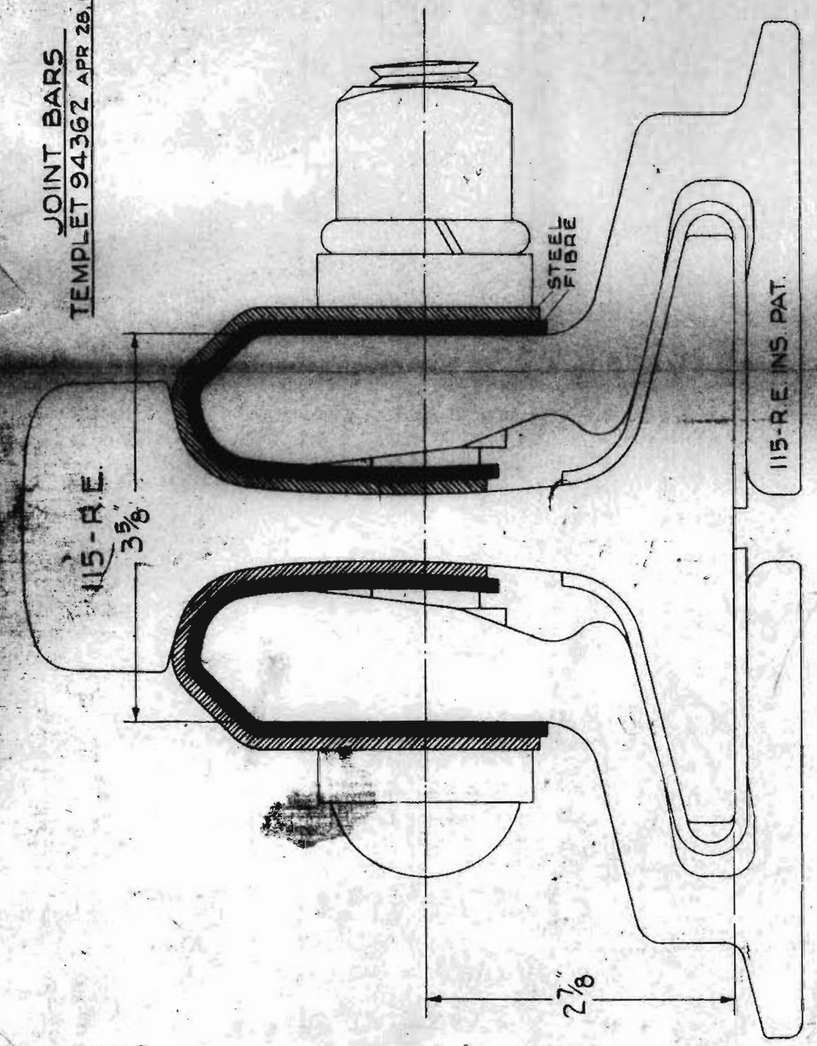

ASSEMBLE JOINTS WITH NUTS ALTERNATE

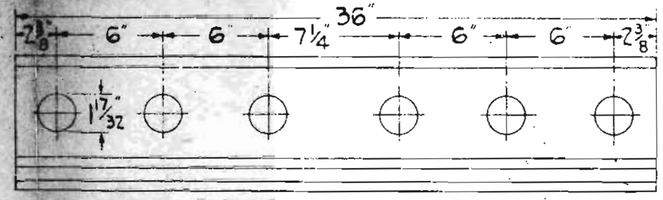

ELEVATION OF JOINT BAR



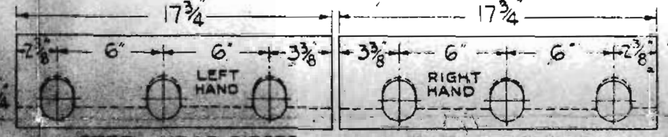

STEEL HEAD PIECES-1309-2 PATENT 2,016,214

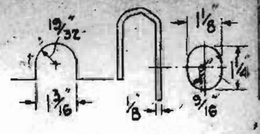

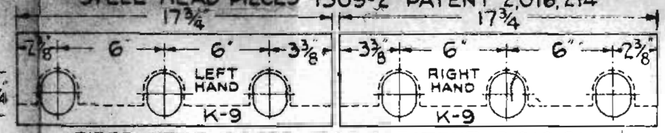

FIBRE HEAD PIECES-1308-2 PATENT 2,016,214

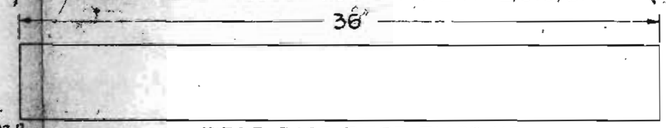

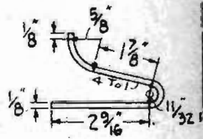

FIBRE BASE PIECE-71483-K2

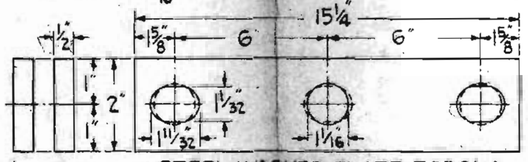

STEEL WASHER PLATE 78381-A

STEEL WASHER PLATES PUNCHED IN PAIRS AS INDICATED BY FULL & DOTTED LINES

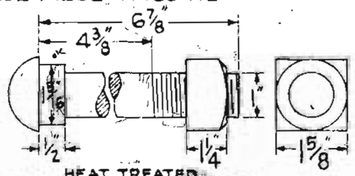

HEAT TREATED CUT THREAD BOLT 76421

NUT

FIBRE BUSHING 7629-D

RAIL DRILLING per R.R. Dwg. 3104-37-1 JUNE 1948

FIBRE END POST 1307 3/8" THICK PATENT 2,016,214

IMP HI-POWER SPRING WASHER FOR 1" BOLT

3/4" BOLT 1" DIA. OVAL UNDER HEAD

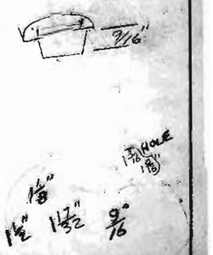

G. N. RY.

PLAN OF STANDARD

ARMORED CONTINUOUS INSULATED RAIL JOINT R. E. 115 LB.

WITH INSTRUCTIONS FOR INSTALLATION AND MAINTENANCE

OFFICE OF SUPT. OF SIGNALS ST. PAUL, MINN.

FEB. 7, 1949

Section forman are responsible for the proper care of insulated joints.

The proper installation and maintenance of insulated Rail Joints has a most important bearing on the operation of all signal apparatus controlled by electric track circuits.

It is the duty of signal Repairmen to secure and keep on hand sufficient fiber and metal repair parts, to properly maintain the insulated joints in their territory for a period of sixty days, they will make frequent inspections of all insulated rail joints and will supply section foremen with repair parts as required

Section forman will also make frequent inspection of all insulated rail joints, obtaining from the signal repairmen necessary repair parts, and make repairs promptly.

Rails with sawed ends only, shall be used with insulated joints.

Sharp projections shall be carefully chipped off at all places where they come in contact with fiber parts. Anti-creepers shall be used on each side of insulated rail joints and in all cases insulated joints shall be supported on twelve ties which must be kept well tamped.

Requisition for repair parts for insulated joints shall state, weight of rail, type of joints, reference letter on drawing used, plan illustrating this type.

All questions will be governed accordingly.

Note: The fiber parts as shown here on shall be of a quality equal to the requirements of the specifications of the A.R.E.A. And in addition shall be well coated with paraffin and stamped with "Trade Mark of [illegible]".

Note: Furnish 3 abrasion plates Rail [illegible] complete [illegible] punched as per file No. 300-30 issue [illegible] dated [illegible] 1932.