GNRHS Archives 2018

G. N. RY.

PLAN OF STANDARD

SWIFT'S TRAIN ORDER SIGNAL

OFFICE OF SIGNAL ENGINEER

SCALE ½ IN. = 1 IN. JANUARY 1918

B

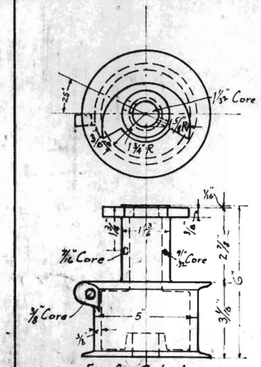

Fig. A - Cylinder
Cast Iron

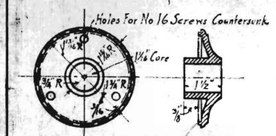

Fig. B - Large Washer
Cast Iron

Fig. C - Small Washer
Cast Iron

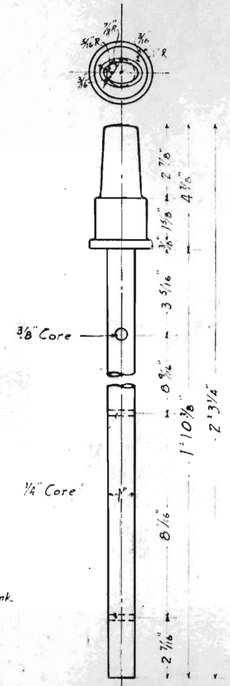

Fig. D - Shaft
Cast Iron

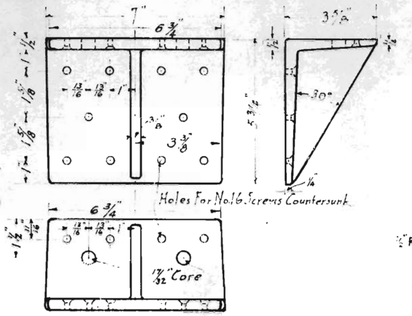

Fig. E - Corner Brace
Cast Iron

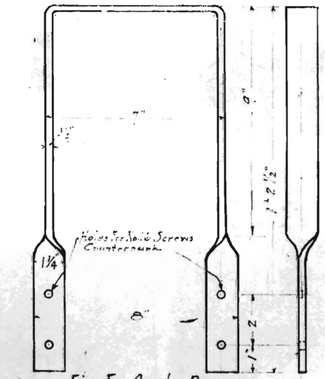

Fig. F - Angle Brace

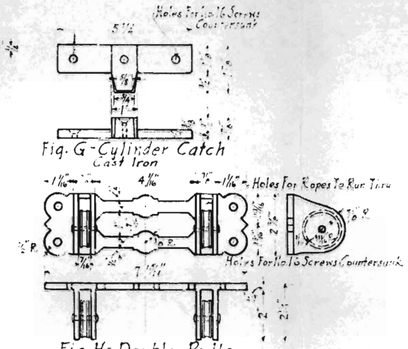

Fig. G - Cylinder Catch
Cast Iron

Fig. H - Double Pulley
Cast Iron

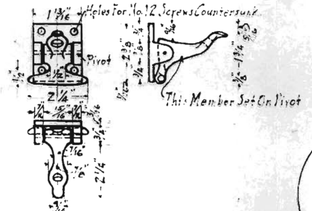

Fig. J - Rope Holders
Cast Iron

Fig. K - Taper Pin and Nut

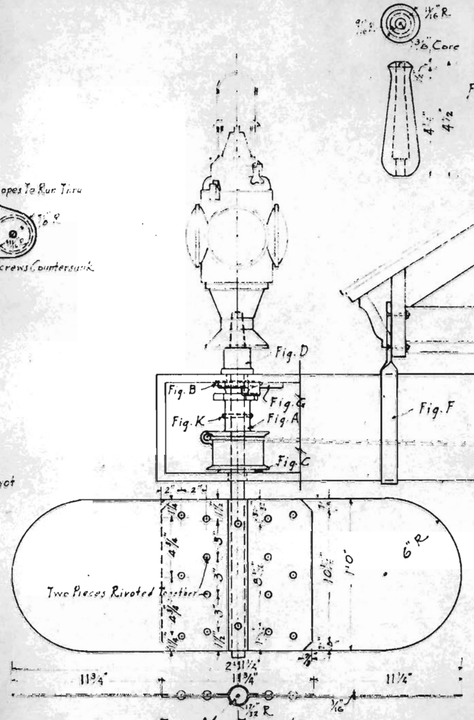

Fig. M - Target
No. 16 Gauge Sheet Iron

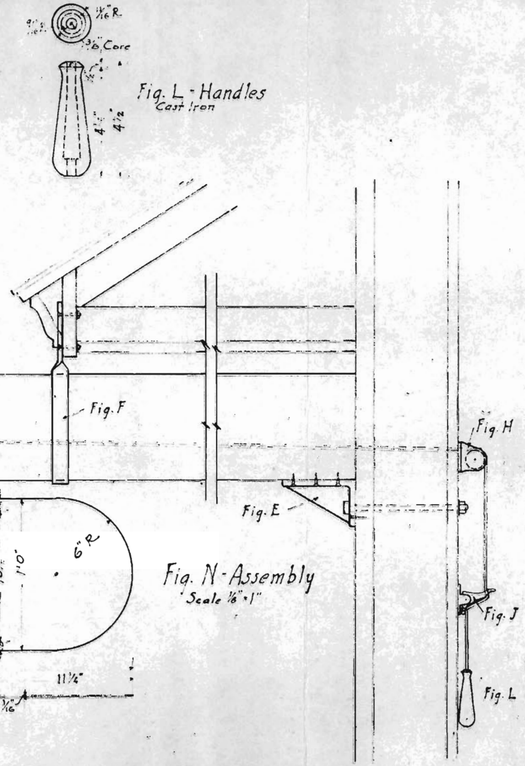

Fig. L - Handles
Cast Iron

Fig. N - Assembly
Scale ⅛" = 1"

Drawn by M.D.H.
Checked
Approved
Date
167-67