

## EXAMINING SURGEONS

Dr. Roscoe C. Webb, Chief Surgeon, Office phone Ma 7508, House, Co 4101, 1849 Medical Arts Bldg., Minneapolis, Minn.  
 Dr. Ernest R. Anderson, Asst. Chief Surgeon, Office phone Ma 7508, House Lo-9836, 1849 Medical Arts Bldg., Mpls., Minn.  
 Dr. F. J. Savage, Division Surgeon, Office phone Ga 3633, House El 5001, Lowry Bldg., St. Paul, Minnesota.  
 Dr. E. H. Frost, Division Surgeon, Willmar, Minn.  
 Dr. H. W. Goehrs, Asst. Div. Surgeon, St. Cloud, Minn.  
 Dr. S. A. Donahoe, Asst. Div. Surgeon, Sioux Falls, S. D.  
 Dr. Louis T. O'Brien, Asst. Div. Surgeon, Breckenridge, Minn.  
 Dr. Clarence V. Bateman, Asst. Div. Surgeon, Wahpeton, N. D.  
 Dr. E. C. Cobb, Asst. Div. Surgeon, Sioux City, Iowa.  
 Dr. O. S. Randall, Asst. Div. Surgeon, Watertown, S. D.  
 Dr. R. J. Hodapp, Asst. Div. Surgeon, Willmar, Minn.

## OPHTHALMIC SURGEONS

(Eye Doctors)

Dr. Egil Boeckmann ..... St. Paul, Minn.  
 Dr. C. N. Spratt ..... Minneapolis, Minn.  
 Dr. W. T. Wenner ..... St. Cloud, Minn.  
 Dr. J. E. Reeder ..... Sioux City, Iowa

## LOCAL SURGEONS

Dr. J. E. Bruner ..... Aberdeen, S. D.  
 Dr. T. P. Ranney ..... Aberdeen, S. D.  
 Dr. William C. Kaufman ..... Appleton, Minn.  
 Dr. Oscar Daignault ..... Benson, Minn.  
 Dr. Louis T. O'Brien ..... Breckenridge, Minn.  
 Dr. W. E. Wray ..... Campbell, Minn.  
 Dr. L. E. Jordan ..... Chester, S. D.  
 Dr. Arthur Thompson ..... Cokato, Minn.  
 Dr. A. C. Peterson ..... Dassel, Minn.  
 Dr. A. G. Maercklein ..... Ellendale, N. D.  
 Dr. F. C. DeVall ..... Garretson, S. D.  
 Dr. I. L. Oliver ..... Graceville, Minn.  
 Dr. M. S. Nelson ..... Granite Falls, Minn.  
 Dr. M. L. Ransom ..... Hancock, Minn.  
 Dr. William D. Lyle ..... Havana, N. D.  
 Dr. Leonard Harriman ..... Howard Lake, Minn.  
 Dr. J. C. Shirley ..... Huron, S. D.  
 Dr. O. W. Scholpp ..... Hutchinson, Minn.  
 Dr. V. S. Irvine ..... Lidgerwood, N. D.  
 Dr. Karl A. Danielson ..... Litchfield, Minn.  
 Dr. B. C. Ford ..... Marshall, Minn.  
 Dr. F. D. Gray ..... Marshall, Minn.  
 Dr. W. W. Yeager ..... Marshall, Minn.  
 Dr. H. D. Oggel ..... Maurice, Iowa  
 Dr. O. J. Grundset ..... Montrose, Minn.  
 Dr. J. P. Wilkins ..... Mound, Minn.  
 Dr. Fred W. Behmler ..... Morris, Minn.  
 Dr. Rudolph J. Ripple ..... New London, Minn.  
 Dr. C. R. Myre ..... Paynesville, Minn.  
 Dr. T. J. Bloedel ..... Osseo, Minn.  
 Dr. Albert I. Balmer ..... Pipestone, Minn.  
 Dr. H. W. Goehrs ..... St. Cloud, Minn.  
 Dr. G. H. Goehrs ..... St. Cloud, Minn.  
 Dr. F. J. Savage ..... St. Paul, Minn.  
 Dr. G. D. Brand ..... St. Paul, Minn.  
 Dr. W. D. Brodie ..... St. Paul, Minn.  
 Dr. William Maris ..... Sioux Center, Iowa  
 Dr. E. C. Cobb ..... Sioux City, Iowa  
 Dr. Arch F. O'Donoghue ..... Sioux City, Iowa  
 Dr. S. A. Donahoe ..... Sioux Falls, S. D.  
 Dr. C. L. Roholt ..... Waverly, Minn.  
 Dr. H. J. Bartron ..... Watertown, S. D.  
 Dr. O. S. Randall ..... Watertown, S. D.  
 Dr. Harry T. Kenney ..... Watertown, S. D.  
 Dr. E. H. Frost ..... Willmar, Minn.  
 Dr. B. J. Branton ..... Willmar, Minn.  
 Dr. R. J. Hodapp ..... Willmar, Minn.  
 Dr. Clarence V. Bateman ..... Wahpeton, N. D.  
 Dr. V. I. Lacey ..... Yankton, S. D.

O. J. LORINSER, Chief Dispatcher.

E. S. PINKERTON, Trainmaster.

F. W. LANE, Trainmaster.

J. G. TOOMEY, Trainmaster.

P. D. FRASER, Trainmaster.

J. H. BOYD, Trainmaster.

J. L. STEPHENS, Trainmaster.

W. P. COLITON, Ass't Trainmaster.

F. C. SPENCER, Superintendent Terminals, Minneapolis.

Scanned from the Dean Ogle Collection.

# GREAT NORTHERN RAILWAY COMPANY

## WILLMAR DIVISION

# TIME TABLE 63

EFFECTIVE 12:01 A. M.

CENTRAL TIME

## Sunday, February 8, 1948.

Be positive you have with you while on duty, **CURRENT TIME TABLE** and **SPECIAL INSTRUCTIONS** relating thereto.

**J. P. CAMERON, Superintendent.**

**M. J. WELSH, General Manager.**

**J. B. SMITH, General Superintendent Transportation.**

## 2 WESTWARD

## FIRST SUBDIVISION

Station Numbers	Car Capacity		SECOND CLASS				FIRST CLASS				Distance from St. Paul	Time Table No. 63 Effective February 8, 1948		Telegraph Calls
	Siding	Other Tracks	409	31	401	61		9	1	3				
			Daily	Daily Ex. Sunday	Daily	Daily Ex. Sunday		Daily	Daily Streamliner	Daily		Daily		
0								L 9.00Pm	L 8.00Pm	L 8.50Am	L 8.45Am		ST. PAUL	A
11						L 7.45Am		9.55Pm	8.30Pm	9.25Am	9.18Am	10.57	MINNEAPOLIS	S
TRAINS BETWEEN ST. PAUL AND LYNDALE JCT. WILL BE GOVERNED BY TWIN CITY TERMINALS TIME TABLE.														
	Yard		L 8.45Pm		L 7.00Am	L 8.00Am		L 10.00Pm	L 8.34Pm	L 9.30Am	L 9.22Am	12.18	LYNDALE JCT.	UD
A 17			8.55		7.10	8.08		10.06		9.35	9.27	16.40	HOPKINS JCT.	
A 24	W 80	20	9.12		7.25	8.23		10.17	8.48	9.45	9.35	23.90	WAYZATA	WA
			9.14		7.26	8.25Am		10.18		9.46	9.36	24.36	HUTCHINSON JCT.	
A 27	E 79	19	9.20		7.32			10.23	8.52	9.49	9.39	27.00	LONG LAKE	ON
A 32	W 104	13	9.30		7.42			10.29	8.56	9.55	9.44	31.37	MAPLE PLAIN	MA
A 39	E 80	49	9.45		7.55			10.41	9.03	10.04	9.51	38.36	DELANO	DA
A 45	Continuous	23	9.58		8.07			10.51	9.09	10.13	9.58	45.06	MONTROSE	MO
A 48	287	17	10.03		8.12			10.56	9.12	10.16	10.01	47.34	WAVERLY	WY
A 53	292	52	10.13		8.24			11.06	9.17	10.23	10.06	52.37	HOWARD LAKE	RD
A 59	149	141	10.26		8.37			11.17	9.23	10.31	10.13	59.15	COKATO	CT
A 65	E 82 W 79	64	10.45		8.50			11.27	9.28	10.38	10.19	64.95	DASSEL	DS
A 70	148	19	10.57		9.01			11.35	9.33	10.45	10.24	70.09	DARWIN	DN
A 76	E 102 W 106	127	11.10		9.13			11.43	9.39	10.53	10.31	76.19	LITCHFIELD	LD
A 84	160	56	11.25		9.28			12.05Am	9.46	11.03	10.39	83.37	GROVE CITY	G
A 89	84	74	11.35		9.38			12.13	9.51	11.10	10.45	88.99	ATWATER	WR
A 97	E 80	26	11.50		9.50			12.21	9.58	11.19	10.53	96.35	KANDIYOHI	KD
			12.01Am	L 10.40Am	10.00			12.27		11.25	10.58	101.01	WILLMAR JCT.	
A102	Yard	1560	A 12.10Am	A 10.45Am	A 10.10Am			A 12.30Am	A 10.05Pm	A 11.30Am	A 11.00Am	102.19	WILLMAR	WD
			3.25 26.34	.05 14.16	3.10 28.42	.25 29.78		2.30 36.00	1.31 59.35	2.00 45.00	1.38 55.10		Time Over Subdivision Average Speed Per Hour	

Westward trains are superior to eastward trains of the same class, except as follows:

No. 1 is superior to all trains;

No. 2 is superior to all trains, except No. 1.

## CLEARING OF STREAMLINERS

The time of No. 1 must be cleared by westward first class trains not less than 5 minutes before No. 1 is due to leave the last station where time is shown, and by other westward trains not less than 10 minutes before No. 1 is due to leave the last station where time is shown.

The time of No. 1 must be cleared by eastward first class trains, except No. 2, not less than 10 minutes at all stations, and by other eastward trains not less than 15 minutes.

Within Yard Limits, inferior trains and engines must clear the main track not less than 10 minutes before No. 1 and No. 2 are due to leave the last station where time is shown.

No. 8 stops at Wayzata to discharge passengers from Chicago and east and to pick up passengers destined Fargo and west.

The time of No. 2 must be cleared by eastward first class trains not less than 5 minutes before No. 2 is due to leave the last station where time is shown, and by other eastward trains not less than 10 minutes before No. 2 is due to leave the last station where time is shown.

The time of No. 2 must be cleared by westward first class trains, except No. 1, not less than 10 minutes at all stations, and by other westward trains not less than 15 minutes.

See Item 1, All Subdivisions, Special Instructions No. 3, page 10, for instructions governing operation of Streamliners.

No. 1 and No. 2 register by ticket at Willmar.

# FIRST SUBDIVISION

EASTWARD 3

## Time Table No. 63

Effective February 8, 1948

STATIONS	Distance from Willmar	FIRST CLASS					SECOND CLASS					SIGNS
		28	10	2	4		410	32	60	416	430	
		Daily	Daily	Streamliner	Daily		Daily	Daily Ex. Sunday	Daily Ex. Sunday	Daily	Daily	
ST. PAUL	102.19	A 4.50Am	A 7.40Am	A 7.00Am	A 10.30Pm							K
MINNEAPOLIS	91.62	4.25Am	7.15Am	6.35Am	10.05Pm				A 4.45Pm			K
TRAINS BETWEEN ST. PAUL AND LYNDALE JCT. WILL BE GOVERNED BY TWIN CITY TERMINALS TIME TABLE.												
LYNDALE JCT.	90.01	A 4.05Am	A 6.55Am	A 6.21Am	A 9.43Pm		A 9.40Am		A 4.25Pm	A 7.00Pm	A 2.35Am	DNJW
HOPKINS JCT.	85.79	3.55	6.45		9.33		9.30		4.13	6.52	2.24	PX
WAYZATA	78.29	3.44	f 6.30	6.06	9.20		9.17		s 4.01	6.41	2.14	XPJ
HUTCHINSON JCT.	77.83	3.43	6.27		9.18		9.16		L 3.56Pm	6.40	2.13	RDPW
LONG LAKE	75.19	3.40	s 6.23	6.02	9.14		9.11			6.35	2.08	PJ
MAPLE PLAIN	70.82	3.32	s 6.13	5.57	9.06		9.04			6.25	1.58	DP
DELANO	68.83	3.20	s 5.58	5.50	8.53		8.52			6.10	1.43	DP
MONTROSE	57.18	3.10	s 5.43	5.43	8.43		8.40			5.57	1.30	DP
WAVERLY	54.85	3.05	s 5.26	5.40	8.40		8.34			5.52	1.25	DP
HOWARD LAKE	49.32	2.55	s 5.18	5.35	8.35		401 8.24			5.42	1.15	DNP
COKATO	48.04	2.45	s 5.08	5.29	8.29		8.09			5.30	1.05	DP
DASSEL	37.24	2.35	s 4.58	5.24	8.24		7.54			5.20	12.55	DNPW
DARWIN	32.10	2.25	s 4.48	5.19	8.19		7.29			5.08	12.40	DP
LITCHFIELD	26.00	s 2.15	s 4.38	5.13	s 8.12		7.19			4.58	12.30	DNWP
GROVE CITY	18.32	1.59	f 4.20	5.06	8.01		7.07			4.45	9 12.05Am	DP
ATWATER	18.20	1.51	f 4.12	5.00	7.56		6.55			4.35	409 11.40	DNIP
KANDIYOHI	5.84	1.41	s 4.02	4.54	7.48		6.30			4.20	11.20	DP
WILLMAR JCT.	1.18						6.05	A 12.05Pm		4.05	11.05	PJX
WILLMAR		L 1.30Am	L 3.50Am	L 4.46Am	L 7.40Pm		L 6.00Am	L 12.01Pm		L 4.00Pm	L 11.00Pm	ORDNK
Time Over Subdivision		2.35	3.05	1.35	2.03		3.40	.04	.29	3.00	3.35	BXWC
Average Speed Per Hour		34.83	29.19	56.85	43.90		24.67	17.70	25.67	30.00	25.39	

Westward trains are superior to eastward trains of the same class, except as follows:

No. 1 is superior to all trains;

No. 2 is superior to all trains, except No. 1.

## CLEARING OF STREAMLINERS

The time of No. 1 must be cleared by westward first class trains not less than 5 minutes before No. 1 is due to leave the last station where time is shown, and by other westward trains not less than 10 minutes before No. 1 is due to leave the last station where time is shown.

The time of No. 1 must be cleared by eastward first class trains, except No. 2, not less than 10 minutes at all stations, and by other eastward trains not less than 15 minutes.

Within Yard Limits, inferior trains and engines must clear the main track not less than 10 minutes before No. 1 and No. 2 are due to leave the last station where time is shown.

The time of No. 2 must be cleared by eastward first class trains not less than 5 minutes before No. 2 is due to leave the last station where time is shown, and by other eastward trains not less than 10 minutes before No. 2 is due to leave the last station where time is shown.

The time of No. 2 must be cleared by westward first class trains, except No. 1, not less than 10 minutes at all stations, and by other westward trains not less than 15 minutes.

See Item 1, All Subdivisions, Special Instructions No. 3, page 10, for instructions governing operation of Streamliners.

No. 1 and No. 2 register by ticket at Willmar.

No. 4 stops at Wayzata to discharge passengers from Fargo and west and to pick up passengers destined Chicago and east.

## SECOND SUBDIVISION

[illegible]

**Westward trains are superior to eastward trains of the same class, except as follows:**

**No. 1 is superior to all trains;**

**No. 2 is superior to all trains, except No. 1.**

Nos. 4, 10 and 28 are superior to No. 183 Campbell to Aberdeen Line Jct.

## CLEARING OF STREAMLINERS

**The time of No. 1 must be cleared by westward first class trains not less than 5 minutes before No. 1 is due to leave the last station where time is shown, and by other westward trains not less than 10 minutes before No. 1 is due to leave the last station where time is shown.**

The time of No. 1 must be cleared by eastward first class trains, except No. 2, not less than 10 minutes at all stations, and by other eastward trains not less than 15 minutes.

**Within Yard Limits, inferior trains and engines must clear the main track not less than 10 minutes before No. 1 and No. 2 are due to leave the last station where time is shown.**

The time of No. 2 must be cleared by eastward first class trains not less than 5 minutes before No. 2 is due to leave the last station where time is shown, and by other eastward trains not less than 10 minutes before No. 2 is due to leave the last station where time is shown.

The time of No. 2 must be cleared by westward first class trains, except No. 1, not less than 10 minutes at all stations, and by other westward trains not less than 15 minutes.

**See Item 1, All Subdivisions, Special Instructions No. 3, page 10, for instructions governing operation of Streamliners.**

**No. 1 and No. 2 register by ticket at Willmar.**

## SECOND SUBDIVISION

EASTWARD 5

## Time Table No. 63

Effective February 8, 1948

STATIONS	Distance from Breckenridge	FIRST CLASS							SECOND CLASS			SIGNS
		52	28	10	2	(191) 184	4		410	416	430	
		Daily	Daily	Daily	Streamliner Daily	Daily Ex. Sunday	Daily		Daily	Daily	Daily	
<b>DOUBLE TRACK</b>												
..... WILLMAR.....	112.67	A 12.10Am	A 1.05Am	A 3.40Am	A 4.46Am		A 7.33Pm		A 5.45Am	A 2.10Pm	A 10.20Pm	RDNWB OCKX
..... SIOUX CITY LINE JCT. ....	112.26	L 12.05Am										PJX
..... PENNOCK.....	106.06		<sup>9</sup> 12.50	f 3.28	4.38		<sup>403</sup> 7.23		5.15	1.42	9.50	DNIP
..... KERKHOVEN.....	98.63		12.40	f 3.18	4.31		7.15		5.03	1.30	9.37	DP
..... MURDOCK.....	94.14		12.35	f 3.10	4.27		7.11		4.55	1.20	9.27	DP
..... DE GRAFF.....	89.49		12.30	f 3.02	4.23		7.07		4.45	1.10	9.17	DP
..... BENSON.....	82.08		s 12.20	s 2.50	4.16		s 6.58		4.30	12.58	9.05	DNIP WKX
..... WATERTOWN LINE JCT. ....	81.29											PYJ
..... CLONTARF.....	76.40		12.06	f <sup>409</sup> 2.35	4.10		6.49		4.20	<sup>401</sup> 12.50	8.57	DP
..... HYNES.....	70.53		12.01Am	2.28	4.05		6.44		4.12	12.40	8.49	P
<b>EASTWARD Freight Track</b>												
..... HANCOCK.....	66.18		11.56	f 2.22	<sup>410</sup> 4.01		6.40		<sup>2</sup> 4.05	<sup>3</sup> 12.33	<sup>403</sup> 8.42	DNP
..... Browns Valley Line Jct. ....	58.34											PYJ
..... MORRIS.....	57.33		s 11.45	s <sup>9</sup> 2.10	<sup>409</sup> 3.52		s 6.30		<sup>409</sup> 3.30	<sup>27</sup> 12.05Pm	8.15	DNW CKXIP
..... DONNELLY.....	49.12		11.30	f 1.48	3.44		6.19		<sup>9</sup> 2.52	11.42	7.35	DP
..... HERMAN.....	38.65		11.18	s 1.35	3.35		6.09		2.18	11.22	7.15	DNP
..... NORCROSS.....	33.76		10.56	s 1.26	<sup>9</sup> 3.31		6.05		2.10	11.10	7.05	DNPW
..... CHARLESVILLE.....	27.29		10.47	1.16	3.25		5.59		1.58	10.58	6.50	P
..... TINTAH.....	22.26		10.41	f 1.09	3.21		5.54		1.48	10.48	6.40	DP
..... M. St. P. & S. S. M. Ry. Cross. ....	20.09											I
..... ABERDEEN LINE JCT. ....	17.53		<sup>183</sup> 10.35	1.03		A 5.20Am	5.49		1.40	10.40	6.30	PYJ
<b>DOUBLE TRACK</b>												
..... CAMPBELL.....	15.04		10.33	f 1.00	3.15	s <sup>409</sup> 5.11	5.47		1.35	10.35	6.25	DNIP
..... DORAN.....	7.88		10.25	f 12.51	3.08	s 5.00	5.40		1.20	10.20	6.10	DP
..... N. P. RY. CROSSING.....	1.58											PIX
..... BRECKENRIDGE.....			L 10.15Pm	L 12.40Am	L 3.00Am	L 4.45Am	L 5.30Pm		L 1.00Am	L 10.00Am	L 5.50Pm	RDNWCB YOKX
Time Over Subdivision		.05	2.50	3.00	1.46	.35	2.03		4.45	4.10	4.30	
Average Speed Per Hour		4.92	39.76	37.55	63.77	30.13	54.99		23.72	27.04	25.03	

Westward trains are superior to eastward trains of the same class, except as follows:

No. 1 is superior to all trains;

No. 2 is superior to all trains, except No. 1.

Nos. 4, 10 and 28 are superior to No. 183 Campbell to Aberdeen Line Jct.

## CLEARING OF STREAMLINERS

The time of No. 1 must be cleared by westward first class trains not less than 5 minutes before No. 1 is due to leave the last station where time is shown, and by other westward trains not less than 10 minutes before No. 1 is due to leave the last station where time is shown.

The time of No. 1 must be cleared by eastward first class trains, except No. 2, not less than 10 minutes at all stations, and by other eastward trains not less than 15 minutes.

Within Yard Limits, inferior trains and engines must clear the main track not less than 10 minutes before No. 1 and No. 2 are due to leave the last station where time is shown.

The time of No. 2 must be cleared by eastward first class trains not less than 5 minutes before No. 2 is due to leave the last station where time is shown, and by other eastward trains not less than 10 minutes before No. 2 is due to leave the last station where time is shown.

The time of No. 2 must be cleared by westward first class trains, except No. 1, not less than 10 minutes at all stations, and by other westward trains not less than 15 minutes.

See Item 1, All Subdivisions, Special Instructions No. 3, page 10, for instructions governing operation of Streamliners.

No. 1 and No. 2 register by ticket at Willmar.

## 6 WESTWARD

## THIRD SUBDIVISION

## EASTWARD

Station Numbers	Car Capacity		SECOND CLASS		FIRST CLASS			Distance from St. Paul	Time Table No. 63 Effective February 8, 1948		Telegraph Calls	Distance from St. Cloud	SIGNS	FIRST CLASS			SECOND CLASS
			437	405	29	7	11							8	12	30	438
	Sidings	Other Tracks	Daily	Daily	Daily	Daily	Daily							Daily	Daily	Daily	Daily
0					L 9.50Pm	L 8.02Pm	L 8.30Am		ST. PAUL		A	74.82	K	A 8.00Am	A 4.15Pm	A 9.05Pm	
11					10.25Pm	8.32Pm	8.58Am	10.57	MINNEAPOLIS		S	64.25	K	7.35Am	3.50Pm	8.40Pm	

TRAINS BETWEEN ST. PAUL AND LYNDALE JCT. BE GOVERNED BY TWIN CITY TERMINALS TIME TABLE.

.....	Yard	.....	L 8.50Pm	L <sup>8</sup> 7.30Am	L 10.30Pm	L 8.37Pm	L 9.03Am	12.18	.....	<sup>1.61</sup> LYNDALE JCT...	} AUTOMATIC BLOCK SIGNALS	UD	62.64	P	RDNWXJ	A <sup>405</sup> 7.25Am	A 3.40Pm	A 8.25Pm	A 2.15Am
								12.94	.....	<sup>0.76</sup> M. W. R. R. CROSSING.			61.88	I					
17	79	35	9.05	7.45	10.42	8.45	f 9.13	17.17	.....	<sup>4.23</sup> ROBBINSDALE...		RB	57.65	DP		7.10	3.30	f 8.15	2.00
								18.51	.....	<sup>1.34</sup> M.ST.P.&S.S.M.RY.CROS.			56.31	IP					
24	87	65	9.17	8.00	10.51	8.53	f 9.25	23.65	.....	<sup>5.14</sup> OSSEO.....		SI	51.17	DP		7.03	3.22	s 8.02	1.47
28	.....	12					f 9.30	27.98	.....	<sup>4.33</sup> MAPLE GROVE..			46.84				3.12	f 7.50	.....
33	58	19	9.30	8.15	11.02	9.04	f 9.36	32.65	.....	<sup>4.67</sup> ROGERS.....		RO	42.17	DP		6.47	3.07	f 7.42	1.32
39	93	25	9.43	8.30	11.10	9.12	f 9.44	38.92	.....	<sup>6.27</sup> ALBERTVILLE...		SA	35.90	DP		6.39	2.59	f 7.31	1.20
48	79	43	9.59	8.54	11.20	9.22	s 9.55	47.35	.....	<sup>8.43</sup> MONTICELLO...		MC	27.47	DNPW		6.29	s 2.49	s 7.21	1.05
55	25	.....	10.12	9.15	11.28	9.32	f 10.05	54.91	.....	<sup>7.56</sup> ENFIELD.....		.....	19.91	P		6.20	2.40	f 7.11	12.47
57	.....	34	10.16	9.20	11.32	9.36	f 10.08	57.12	.....	<sup>2.21</sup> HASTY.....	HA	17.70	DP		6.16	2.36	f 7.05	12.42	
62	80	13	10.24	9.30	11.40	9.43	s 10.16	62.15	.....	<sup>5.03</sup> CLEARWATER...	CW	12.67	DP		6.10	2.30	s 6.56	12.30	
75	Yard	1724	A 10.50Pm	A 10.00Am	A <sup>438</sup> 12.01Am	A 10.00Pm	A 10.35Am	74.82	.....	<sup>12.67</sup> ST. CLOUD.....	DX	.....	WCRYB RKDNIX	L 5.55Am	L 2.15Pm	L 6.40Pm	L <sup>29</sup> 12.01Am		
			2.00 31.32	2.30 25.05	1.31 41.30	1.23 45.28	1.32 40.85			Time Over Subdivision Average Speed Per Hour						1.30 41.76	1.25 44.21	1.45 35.79	2.14 28.04

Westward trains are superior to eastward trains of the same class.

## WESTWARD

## FOURTH SUBDIVISION

## EASTWARD

Station Numbers	Car Capacity		THIRD CLASS		FIRST CLASS		Distance from Morris	Time Table No. 63 Effective February 8, 1948		Telegraph Calls	Distance from Browns Valley	SIGNS	FIRST CLASS		THIRD CLASS	
			335		49								50		336	
	Sidings	Other Tracks	Mon. Wed. Thur. Sat.		Daily Ex. Sunday								Daily Ex. Sunday		Mon. Wed. Thur. Sat.	
A187				L 5.30Am		L 1.00Pm		MORRIS		MR	47.87	RCWDB NKKI	A 5.00Pm		A 1.00Pm	

TRAINS BETWEEN BROWNS VALLEY LINE JCT. AND MORRIS WILL BE GOVERNED BY SECOND SUBDIVISION SCHEDULES.

			L 5.40Am		L 1.05Pm	1.01	1.01 BROWNS VALLEY LINE JCT.	46.36	XPYJ	A 4.55Pm		A 12.50Pm
D 6	28		s 6.05		s 1.22	8.22	7.21 ALBERTA	AB 39.15	D	s 4.40		s 12.30
D12	57		s 6.35		s 1.36	14.27	6.05 CHOKIO	KO 33.10	D	s 4.28		s 12.05PM
D18	21		s 6.55		s 1.47	20.17	5.90 JOHNSON	J 27.20	D	s 4.15		s 11.45
						26.76	6.59 C. M. ST. P. & P. RY. CROSSING.					
D25	50		s 7.25		s 2.01	27.21	0.45 GRACEVILLE	GB 20.16	D	s 4.01		s 11.20
D31	56		s 7.45		s 2.12	33.09	5.88 BARRY	BX 14.28	D	s 3.45		s 11.00
D39	39		s 8.25		s 2.26	40.44	7.35 BEARDSLEY	BY 6.93	D	s 3.30		s 10.30
D45	57		A 9.00Am		A 2.45Pm	47.37	6.93 BROWNS VALLEY	BV	RDX	L 3.10Pm		L 10.00AM
			3.30		1.45		Time Over Subdivision			1.50		3.00
			13.53		27.06		Average Speed Per Hour			25.83		15.79

Westward trains are superior to eastward trains of the same class.

## WESTWARD

## FIFTH SUBDIVISION

## EASTWARD 7

Station Numbers	Capacity of Tracks	SECOND CLASS				Distance from Hutchinson Jct.	Time Table No. 63				Telegraph Calls	Distance from Hutchinson	SIGNS	SECOND CLASS			
				61			Effective February 8, 1948							60			
					Daily Ex. Sunday										Daily Ex. Sunday		
STATIONS																	
			L 8.25Am				HUTCHINSON JCT.	43.97	PJ						A 3.56Pm		
B2					1.75	ORONO	42.22										
B3	12		s 8.35		2.98	CRYSTAL BAY	40.99	VI	D						s 3.46		
B4					3.90	ARCOLA	40.07										
B5			s 8.40		4.52	MINNETONKA BEACH	39.45								s 3.40		
B5½					5.39	NAVARRE	38.58										
B6	67		s 8.45		6.15	SPRING PARK	37.82	PK	D						s 3.20		
B7					7.14	SETON	36.83										
B8	21		s 8.55		8.05	MOUND	35.92	MU	D						s 3.10		
B13	35		s 9.08		12.02	ST. BONIFACIUS	31.35	NI	D						s 2.55		
B17	13		s 9.18		16.80	MAPLE	27.17								s 2.45		
B21	32		s 9.28		20.43	MAYER	23.54	KY	D						s 2.35		
B24	26		s 9.40		24.24	NEW GERMANY	19.73	NG	D						s 2.25		
B28	28		s 10.00		27.89	LESTER PRAIRIE	16.08	PR	D						s 2.10		
B36	26		s 10.30		35.74	SILVER LAKE	8.23								s 1.50		
B44	49		A 11.00Am		43.97	HUTCHINSON		HO	RDW						L 1.30Pm		
			2.35			Time Over Subdivision									2.26		
			16.93			Average Speed Per Hour									17.97		

Westward trains are superior to eastward trains of the same class.

## WESTWARD

## SIXTH SUBDIVISION

## EASTWARD

Station Numbers	Car Capacity		SECOND CLASS	FIRST CLASS				Distance from St. Cloud	Time Table No. 63		Telegraph Calls	Distance From Willmar Jct.	SIGNS	FIRST CLASS				SECOND CLASS		
	Sidings	Other Tracks		427	7	11	31		29	Effective February 8, 1948				8	32	12	30		428	
										STATIONS										Daily
75	Yard	1626	L	6.00Am	L 10.05Pm	L 10.40Am	L 8.50Am	L 12.15Am	.....	ST. CLOUD.....	DX	56.38	BCDNK RWXYZ	A 5.50Am	A 1.55Pm	A 2.10Pm	A 6.30Pm	A 11.00Am		
				6.05	A 10.07Pm	A 10.42Am	8.52	A 12.17Am	0.70	RICE JCT.		55.68	IJPX	L 5.47Am	1.53	L 2.07Pm	L 6.27Pm	10.55		
		4		6.10			f 8.56		2.72	WAITE PARK		53.66			f 1.47			10.50		
I-10	52	32		6.30			s 9.11		10.32	ROCKVILLE	RK	46.06	DP		s 1.33			10.37		
I-15	110	28		6.40			s 9.20		15.12	COLD SPRING	CG	41.26	DP		s 1.24			10.28		
I-20	49	35		6.50			s 9.30		19.61	RICHMOND	RI	36.77	DP		s 1.15			10.18		
I-26		35		7.02			s 9.42		25.82	ROSCOE	XN	30.56	DP		s 1.03			10.05		
I-31	51	36		7.20			s 9.53		31.24	PAYNESVILLE	SY	25.14	DPW		s 12.53			9.53		
									32.00	M. ST. P. & S. S. M. RY. CROSSING		24.38	I							
I-37		34		7.35			f 10.05		36.69	HAWICK		19.69	P		f 12.42			9.25		
I-43	50	38		7.50			s 10.17		43.31	NEW LONDON	ND	13.07	DP		s 12.31			9.10		
I-48	50	29		8.00			s 10.25		47.62	SPICER	CR	8.76	DP		s 12.23			9.00		
			A	8.20Am			A 10.40Am		56.38	WILLMAR JCT.			XPJ		L 12.05Pm			L 8.35Am		
				2.20	.02	.02	1.50	.02		Time Over Subdivision					.03	1.50	.03	.03	2.25	
				24.16	21.00	21.00	30.75	21.00		Average Speed Per Hour					14.00	30.75	14.00	14.00	23.33	

Westward trains are superior to eastward trains of the same class, except Nos. 8, 12, 30 and 32 are superior to Nos. 7, 11, 29 and 31 between Rice Jct. and St. Cloud.

## 8 WESTWARD

## SEVENTH SUBDIVISION

## EASTWARD

Station Numbers	Car Capacity		SECOND CLASS		FIRST CLASS		Distance from Willmar	Time Table No. 63		Telegraph Calls	Distance from Ihlen	SIGNS	FIRST CLASS		SECOND CLASS	
	Siding	Other Tracks	419		51			Effective February 8, 1948					52		420	
			Daily		Daily			STATIONS					Daily		Daily	
A-102			L	2.00Pm	L	1.30Am		WILLMAR		WD	112.29	RDNWB CKX	A	12.10Am	A	2.55Am
TRAINS BETWEEN SIOUX CITY LINE JUNCTION AND WILLMAR WILL BE GOVERNED BY SECOND SUBDIVISION SCHEDULES																
				L 2.05Pm	L 1.35Am	0.41	..... SIOUX CITY LINE JCT. ....			111.88	XPJ	A	12.05Am	A	2.47Am	
I-64	55	12		2.20	f 1.45	5.98	..... PRIAM ..... 5.57			106.31	P	f	11.55		2.35	
I-70	50	82		2.30	s 1.57	12.00	..... RAYMOND ..... 6.02		RA	100.29	DP	s	11.48		2.23	
						19.09	..... M. W. RY. CROSSING. .... 7.09			93.20	I					
I-77	50	32		2.42	s 2.13	19.56	..... CLARA CITY ..... 4.47		CA	92.73	DP	s	11.35		51. 2.13	
I-88	61	38		2.51	s 2.26	25.49	..... MAYNARD ..... 5.93		MY	86.80	DP	s	11.20		1.58	
I-87		15		2.57	f 2.32	29.22	..... ASBURY ..... 3.73			83.07	P	f	11.13		1.50	
						33.20	..... C. M. ST. P. & P. RY. CROSSING. .... 3.98			79.09	I					
I-92	49	80		3.05	s 2.47	34.60	..... GRANITE FALLS ..... 1.40		GX	77.69	DNP	s	11.05		1.40	
I-97	49	11		3.17	f 2.57	39.86	..... LORNE ..... 5.26			72.43	P	f	10.52		1.30	
						43.91	..... M. & ST. L. RY. CROSSING. .... 4.05			69.19	I					
I-102	58	35		3.25	s 3.08	44.22	..... HANLEY FALLS ..... 0.31		HY	68.07	DP	s	10.45		1.20	
I-109	50	47		3.35	s 3.23	50.40	..... COTTONWOOD ..... 6.18		C	61.89	DP	s	10.32		1.10	
I-116		35		3.47	s 3.38	57.71	..... GREEN VALLEY ..... 7.31		GV	54.58	DP	s	10.20		12.59	
I-121	104	154		3.57	s 3.46	63.07	..... MARSHALL ..... 5.36		MD	49.22	WDN CXP	s	10.10		12.50	
						63.22	..... C. & N. W. RY. CROSSING. .... 0.15			49.07						
I-128	51	22		4.15	s 4.18	69.77	..... LYND ..... 6.55		YD	42.52	DP	s	9.50		12.30	
I-184	50	38		4.30	s 4.30	76.02	..... RUSSELL ..... 6.25		RS	36.27	DP	s	9.38		12.20	
I-142		38		4.45	s 4.44	83.89	..... FLORENCE ..... 7.87		F	28.40	DP	s	9.25		12.07Am	
I-147	100	56		4.55	s 4.57	88.90	..... RUTHTON ..... 5.01		RV	23.39	DWP	s	9.13		11.58	
I-155		37		5.10	s 5.14	96.73	..... HOLLAND ..... 7.83		HD	15.56	DP	s	8.59		11.42	
						105.23	..... C. R. I. & P. RY. CROSSING. .... 8.50			7.06						
						105.25	..... C. ST. P. M. & O. RY. CROSSING. .... 0.02			7.04						
						105.31	..... C. M. ST. P. & P. RY. CROSSING. .... 0.06			6.98						
I-164	30	65		5.25	s 5.47	105.54	..... PIPESTONE ..... 0.23		NE	6.75	DNP	s	8.45		11.25	
I-170	Yard	332	A	5.35Pm	A 6.00Am	112.29	..... IHLEN ..... 6.75		HN		RDNW CKXBP	L	8.30Pm		L	11.05Pm
				8.80 81.44	4.25 25.33		Time Over Subdivision Average Speed Per Hour						8.85 81.22		8.42 80.23	

Westward trains are superior to eastward trains of the same class.



## WESTWARD

## EIGHTH SUBDIVISION

## EASTWARD 9

Station Numbers	Car Capacity		SECOND CLASS	FIRST CLASS			Distance from Ihlen	Time Table No. 63		Distance from Sioux City	FIRST CLASS			SECOND CLASS	SIGNS
	Siding	Other Tracks		C. B. & Q. 16	171	51		C. B. & Q. 17	172		52	420			
													Daily		
I-170	Yard	332	L 6.20Pm			L 6.15Am		IHLEN	HN	112.88		A 8.30Pm		A 10.15Pm	RDNK XWCBP
I-175	50	108	6.30			s 6.25	4.60	JASPER	JA	108.28		s 8.20		10.05	DP
I-183	50	85	6.42			s 6.37	12.29	SHERMAN	FS	100.59		s 8.07		9.50	DP
I-186	82	228	7.25			s 7.15	15.62	GARRETSON	JC	97.26		s 8.00		9.40	DNWP KX
IA-7	49	80	7.50			f 7.26	21.83	BOOGE		91.05		f 7.12		9.10	P
							26.27	C. ST. P. M. & O. RY. CROSS'G.		86.61					I
IA-17	100	31	8.20			s 7.43	32.95	HILLS	HS	79.93		s 6.57		8.45	DP
							33.33	I. C. RY. CROSSING		79.55					I
IA-23	100	37	8.32			s 7.55	39.37	LESTER	R	73.51		s 6.46		8.32	DP
							39.58	C. R. I. & P. RY. CROSSING		73.30					I
IA-30	108	34	8.44			s 8.08	46.27	ALVORD	AD	66.61		s 6.35		8.20	DP
IA-36	50	57	8.53			s 8.17	51.96	DOON	DO	60.92		s 6.26		8.05	DWCP
IA-45		19	9.06			s 8.31	60.93	PERKINS		51.95		s 6.12		7.52	P
IA-52	100	46	9.18			s 8.45	68.48	SIoux CENTER	UX	44.40		s 6.01		7.40	DNP
IA-61		17	9.30			s 8.57	76.56	MAURICE		36.32		s 5.46		7.20	P
IA-66	49	29	9.38			s 9.07	81.68	STRUBLE	SB	31.20		s 5.38		7.10	DP
IA-73		15	9.49			f 9.18	89.07	WEST LeMARS		23.81		f 5.26		6.55	P
IA-78	46	40	9.57			s 9.27	94.22	MERRILL	M	18.66		s 5.19		6.45	DP
							99.69	WREN TOWER	GS	13.19					DNIP
IA-85	51	28	10.08			s 9.38	101.04	HINTON	HI	11.84		s 5.09		6.30	DP
							107.60	I. C. RY. CROSSING		5.28					M RXNB WCKP
	Yard	842	A 10.30Pm			9.50	110.02	26th STREET YARD	X	2.86		4.57		L 6.10Pm	YX
	Yard	934				L 12.30Pm	112.21	WALL STREET		0.67	A 1.03Pm	4.53			
IA-97						A 12.35Pm	112.88	SIoux CITY	SX		L 1.00Pm	L 4.50Pm			RDNKXBP
			4.10 26.40			.05 8.05	8.45 30.10	Time Over Subdivision Average Speed Per Hour				.03 13.40	3.40 30.78	4.05 27.64	

Westward trains are superior to eastward trains of the same class.

## 10 WESTWARD

## NINTH SUBDIVISION

## EASTWARD

Station Numbers	Car Capacity		SECOND CLASS		FIRST CLASS		Distance from Garretson	Time Table No. 63		Telegraph Calls	Distance from Yankton	FIRST CLASS		SECOND CLASS		SIGNS											
	Sidings	Other Tracks	(C. & N.W. No. 37.)		53	161		Effective February 8, 1948				54	162	(C. & N.W. No. 38)													
			293	579				294	580																		
														Daily Ex. Sunday	Daily		Daily Ex. Sunday	Daily									
STATIONS																											
I-186	32	223		L 11.01Pm		L 7.15Am			GARRETSON	JC	81.25		A 7.25Pm		A 7.50Pm	KDNW RXP											
I-194		37		s 11.20		s 7.32	8.25		CORSON		73.00		s 7.08		s 7.25	P											
							14.45		C. ST. P. M. & O. RY. CROS'G.		66.80					I											
							17.96		I. C. RY. CROSSING		63.29					X											
				11.45	L 6.44Pm	7.52	18.14		SIoux FALLS JCT		63.11	A 9.32Am	6.51		7.01	JP											
I-205	39	227		A 11.50Pm	A 162 6.46Pm	s 8.40	18.40		SIoux FALLS	SU	62.85	L 9.30Am	s 53 6.50		L 7.00Pm	RDNXW KBP											
							18.58		C. M. ST. P. & P. RY. CROS'G.		62.67																
							18.79		C. R. I. & P. RY. CROSSING		62.46																
						8.45	19.12		14th STREET YARD		62.13		6.20			X											
I-215		23				s 8.59	29.43		TEA		51.82		s 6.06														
I-222		50				s 9.10	36.00		LENNOX	OX	45.25		s 5.52			D											
							36.21		C. M. ST. P. & P. RY. CROS'G.		45.04					I											
I-231		36				s 9.25	44.61		DAVIS	D	36.64		s 5.39			DW											
							48.15		C. & N. W. RY. CROSSING		33.10					I											
I-238		35				s 9.40	52.01		VIBORG	VB	29.24		s 5.27			D											
I-245		43				s 9.55	59.40		IRENE	RN	21.85		s 5.14			D											
I-249		7				f 10.02	63.51		TALMO		17.74		f 5.05														
I-255		22				s 10.12	68.58		VOLIN	VO	12.67		s 4.56			D											
			L 7.02Am			10.14	68.91		G. N. JCT		12.34		4.54	A 9.28Am		RJ											
I-260		18	s 7.20			s 10.24	74.41		MISSION HILL		6.84		s 4.44	s 9.15													
			A 7.35Am			10.34	79.80		C. & N. W. JCT		1.45		4.35	L 9.03Am		RJ											
							79.84		C. M. ST. P. & P. RY. CROS'G.		1.41					M											
							80.36		C. M. ST. P. & P. RY. CROS'G.		.89					M											
							80.66		C. & N. W. RY. CROSSING		.59					M											
I-267	Yard	172				A 10.40Am	81.25		YANKTON	YK		L 4.30Pm				RDWCX KB											
								Time Over Subdivision. Average Speed Per Hour																			
												.02 7.80				2.55 27.85				.25 26.13				.50 22.08			

Westward trains are superior to eastward trains of the same class, except No. 580 is superior to No. 579 Sioux Falls to Garretson.

## WESTWARD

## TENTH SUBDIVISION

## EASTWARD 11

Station Numbers	Car Capacity		SECOND CLASS		FIRST CLASS		Distance from Watertown	Time Table No. 63 Effective February 8, 1948	STATIONS	Telegraph Calls	Distance from Sioux Falls	SIGNS	FIRST CLASS		SECOND CLASS	
	Siding	Other Tracks														
					<b>265</b>	<b>53</b>							<b>54</b>		<b>266</b>	
				Tues., Thur., Saturday		Daily Ex. Sunday							Daily Ex. Sunday		Mon., Wed., Friday	
C-92	Yard	275			L 7.00Am	L 3.35Pm			WATERTOWN	WN	103.37	BDNR XCWK	A 1.20Pm		A 1.00Pm	

## TRAINS BETWEEN W. &amp; S. F. JCT. AND WATERTOWN WILL BE GOVERNED BY ELEVENTH SUBDIVISION SCHEDULES.

				L 7.05Am	L 3.40Pm	1.27	W. & S. F. JCT.	102.10	RJX	A 1.15Pm		A 12.55Pm	
WS-4	9		f 7.13	f 3.46	4.31	3.04	FOLEY	99.06		f 1.07		f 12.45	
WS-11	29		s 7.30	s 3.56	10.83	6.52	THOMAS	92.54		s 12.54		s 12.25	
WS-18	29		s 7.50	s 4.07	18.09	7.26	HAYTI	H 85.28	DW	s 12.41		s 12.05Pm	
WS-23	27		s 8.15	s 4.18	23.41	5.32	LAKE NORDEN	NR 79.96	D	s 12.30		s 11.45	
WS-30	29		s 8.35	s 4.30	30.03	6.62	BADGER	B 73.34	D	s 12.16Pm		s 11.20	
					39.21	9.18	C. & N. W. RY. CROSSING.	64.16	M				
WS-39	28		s 9.20	s 4.46	39.40	0.97	ARLINGTON	AR 63.97	D	s 11.56		s 10.45	
					40.37	0.97	C. & N. W. RY. CROSSING.	63.00	I				
WS-45	12		f 9.35	f 4.56	45.05	4.68	AHNBERG	58.32	W	f 11.44		f 10.20	
WS-49	26		s 10.00	s 5.05	49.23	4.15	SINAI	SN 54.14	D	s 11.34		s 10.00	
WS-55	48		s 10.20	s 5.15	55.25	6.02	NUNDA	NU 48.12	D	s 11.21		s 9.25	
WS-61	28		s 10.35	s 5.26	61.01	5.76	RUTLAND, S. D.	RU 42.36	D	s 11.09		s 9.00	
					67.27	6.26	C. M. ST. P. & P. RY. CROS.	36.10					
WS-67	26		s 10.57	s 5.37	67.28	0.01	WENTWORTH	WH 36.09	D	s 10.57		s 8.35	
WS-75	37		s 11.25	s 5.52	74.90	7.62	CHESTER	CH 28.47	DW	s 10.40		s 8.05	
WS-82	45		s 11.55	s 6.04	82.51	7.61	COLTON	CO 20.86	D	s 10.24		s 7.30	
WS-88	15		s 12.15Pm	s 6.15	88.33	5.82	LYONS	15.04		s 10.09		s 7.05	
WS-94	14		s 12.35	s 6.25	93.92	5.59	CROOKS	9.45		s 9.55		s 6.40	
WS-98	8			f 6.32	97.71	3.79	QUINCY	5.66		f 9.46			
WS-102	39		s 1.10	f 6.40	101.75	4.04	LEVEL SIDING	1.62	XC	f 9.37		s 6.10	
					101.87	0.12	C. M. ST. P. & P. RY. CROS.	1.50					
			A 1.15Pm	A 6.44Pm	103.11	1.24	SIoux FALLS JCT.	.26	JP	L 9.32Am		L 6.05Am	

## TRAINS BETWEEN SIOUX FALLS JCT. AND SIOUX FALLS WILL BE GOVERNED BY NINTH SUBDIVISION SCHEDULES.

I-205	39	186		A 1.20Pm	A 6.46Pm	103.37	SIoux FALLS	SU		DNRB XWK	L 9.30Am		L 6.00Am
				6.10 16.51	3.04 33.62		Time Over Subdivision Average Speed Per Hour				3.43 27.40		6.50 15.08

Westward trains are superior to eastward trains of the same class.

## 12 WESTWARD

## ELEVENTH SUBDIVISION

## EASTWARD

Station Numbers	Car Capacity		THIRD CLASS		FIRST CLASS		Distance from Benson	Time Table No. 63		Telegraph Calls	Distance from Huron	SIGNS	FIRST CLASS		THIRD CLASS	
	Sidings	Other Tracks	529	531	53	185		Effective February 8, 1948					186	54	530	532
			Daily Ex. Sunday	Daily Ex. Sunday	Daily Ex. Sunday	Daily Ex. Sunday		STATIONS					Daily Ex. Sunday	Daily Ex. Sunday	Daily Ex. Sunday	Daily Ex. Sunday
A133						L 12.20Pm		BENSON		BN	161.83	RDNW BXXI	A 6.30Pm			
TRAINS BETWEEN WATERTOWN LINE JCT. AND BENSON WILL BE GOVERNED BY SECOND SUBDIVISION SCHEDULES.																
			L 8.30Am			L 12.24Pm	0.78	WATERTOWN LINE JCT.			161.05	JXPY	A 6.23Pm		A 8.40Pm	
C 9	34		s 9.00			s 12.38	7.88	DANVERS		DR	153.95	D	s 6.08		s 8.25	
C 16	33		s 9.30			s 12.52	15.83	HOLLOWAY		OW	146.00	D	s 5.53		s 8.05	
C 22	45	146	s 12.01Pm			s 1.05	21.96	APPLETON		AU	139.87	DNWX	s 5.40		s 7.50	
							22.73	C. M. ST. P. & P. RY. CROSSING			139.10	I				
C 30	34		s 12.50			s 1.20	30.65	LOUISBURG		BG	131.18	D	s 5.22		s 7.05	
C 37	44	26	s 1.40			s 1.33	37.14	BELLINGHAM		BA	124.69	D	s 5.10		s 6.50	
C 46	35		s 2.30			s 1.49	46.34	NASSAU		NA	115.49	D	s 4.56		s 6.30	
C 52	45	26	s 3.00			s 2.00	51.83	ALBEE		BE	110.00	D	s 4.46		s 6.15	
C 58	36		s 3.45			s 2.14	57.98	LA BOLT		BO	103.85	D	s 4.35		s 5.55	
C 66	15		s 4.30			f 2.31	65.56	STOCKHOLM		SK	96.27	D	s 4.23		s 5.35	
C 73	43	31	s 5.15			s 2.47	72.82	SOUTH SHORE		VR	89.01	DW	s 4.10		s 5.15	
C 79	10		f 5.30			f 2.59	78.77	FORESTVILLE			83.06		f 3.58		f 4.50	
C 86	35		f 5.50			f 3.12	86.09	RAUVILLE			75.74		f 3.42		f 4.30	
							91.49	M. & ST. L. RY. CROSSING			70.34					
							91.80	C. & N. W. RY. CROSSING			70.03					
C 92	Yard	275	A 6.15Pm	L 3.30Am	L 3.35Pm	3.25 3.40	91.99	WATERTOWN		WN	69.84	RDNX BWCK	53-185 3.30 2.55	A 1.20Pm	L 4.15Pm	A 12.30Pm
				3.35	A 3.40Pm	3.45	93.26	W. & S. F. JCT.			68.57	RJX	2.49	L 1.15Pm		12.25
C102	34		s 3.55			s 4.01	101.89	GROVER		GR	59.94	D	s 2.32		s 12.01Pm	
C109	37		s 4.15			s 4.13	108.24	HAZEL		Z	53.59	D	s 2.20		s 11.40	
							115.16	C. M. ST. P. & P. RY. CROSSING			46.67					
C116	41		s 4.40			s 4.26	115.49	VIENNA		VA	46.34	D	s 2.05		s 11.15	
C124	35		s 5.05			s 4.44	124.05	WILLOW LAKE		WK	37.78	D	s 1.48		s 10.50	
C130	15		f 5.20			f 4.58	130.42	MELHAM			31.41		f 1.34		s 10.35	
C136	35		s 5.35			s 5.11	136.19	BANCROFT		BF	25.64	D	s 1.23		s 10.20	
C141	35		s 5.50			s 5.21	140.64	OSCEOLA		SC	21.19	DW	s 1.13		s 10.05	
C149	35		s 6.10			s 5.37	148.36	YALE		YA	18.47	D	s 12.57		s 9.45	
C153	13		f 6.25			f 5.46	152.75	SHEFFIELD			9.08		f 12.48		f 9.30	
							161.20	C. & N. W. RY. CROSSING			0.63	I RDN				
C162	Yard	178	A 7.00Am		A 6.10Pm		161.83	HURON		HU		CXWB	L 12.30Pm		L 9.00Am	
			9.45 9.44	3.30 19.95	.05 16.24	5.46 27.92		Time Over Subdivision Average Speed Per Hour					5.53 27.37	.05 16.24	4.25 20.82	8.30 19.95

Westward trains are superior to eastward trains of the same class.

## WESTWARD

## TWELFTH SUBDIVISION

## EASTWARD 13

Station Numbers	Car Capacity		THIRD CLASS		FIRST CLASS		Distance from Aberdeen Line Jct.	Time Table No. 63 Effective February 8, 1948  STATIONS		Telegraph Calls	Distance from Aberdeen.	SIGNS	FIRST CLASS		THIRD CLASS	
	Stages	Other Tracks		595		191									596	
				Daily Ex. Sunday		Daily Ex. Sunday									Daily Ex. Sunday	
E45	36		L 8.00Am	f 8.20	L 5.20Am	f 5.35	7.84	ABERDEEN LINE JCT.	119.23	JRPXY	A 10.30Pm		A 1.05Pm			
E48	15		s 8.30	s 8.35	s 5.44	s 5.48	11.29	KUTZER	111.39		f 10.13		f 12.45			
E50	22		f 8.35		f 5.48		11.36	C. M. ST. P. & P. RY. CROSSING	107.94							
E55	10		f 8.50		f 5.57		17.93	FAIRMOUNT	107.87	FA	s 10.05		s 12.35			
E62	50	53	s 9.10		s 6.12		25.47	DE VILLO	106.21		f 9.58		f 12.25			
E70	23		f 9.25		f 6.25		25.83	SONORA	101.30		f 9.50		f 12.10Pm			
E74	54		s 9.45		s 6.37		27.99	HANKINSON	93.76	BI	s 9.36		s 11.50			
E80	32		s 10.00		s 6.50		32.67	M. ST. P. & S. S. M. RY. CROSSING	93.40							
E86	34		s 10.20		s 7.00		37.46	M. ST. P. & S. S. M. RY. CROSSING	91.24							
E92	50	35	s 11.15		s 7.15		43.60	STILES	86.56		f 9.18		f 11.25			
F9	36		s 11.45		s 7.35		48.76	LIDGERWOOD	81.77	DK	s 9.08		s 11.10			
F16	35		s 12.10Pm		s 7.47		54.89	GENESEO	75.63	GO	s 8.53		s 10.40			
F24	9		s 12.30		s 8.00		55.16	CAYUGA	70.47	CU	s 8.42		s 10.20			
F30	35		s 12.55		s 8.10		64.24	RUTLAND, N. D.	64.34	RJ	s 8.30		s 9.55			
F36	34		s 1.20		s 8.22		70.82	FORBES LINE JCT.	64.07		YJX					
F42	33		f 1.35		f 8.31		74.35	HAVANA	54.99	WB	s 8.12		s 9.15			
F47	34		s 1.55		s 8.40		79.44	KIDDER	48.41	KS	s 8.00		s 8.50			
F51	7		f 2.10		f 8.46		85.08	C. M. ST. P. & P. RY. CROSSING	44.88							
F55	23		f 2.25		f 8.52		91.44	WEST BRITTON	39.79		s 7.45		s 8.25			
F64	Yard	224	A 3.00Pm		A 9.15Am		96.87	AMHERST	34.15	MN	s 7.35		s 8.10			
							102.28	CLAREMONT	27.79	QC	s 7.23		s 7.45			
							106.18	HUFFTON	22.36		s 7.13		f 7.25			
							109.93	PUTNEY	16.95	NY	s 7.03		s 7.10			
							118.59	TACOMA PARK	13.05		s 6.55		f 6.55			
							118.61	PLANA	9.30		f 6.48		f 6.40			
							119.23	C. M. ST. P. & P. RY. CROSSING	0.64		I					
								C. & N. W. RY. CROSSING	0.62		I					
								ABERDEEN		FN	RDNW CXYK	L 6.30Pm		L 6.00Am		
			7.00 17.08		8.55 30.44			Time Over Subdivision Average Speed Per Hour			4.00 29.80		7.05 16.83			

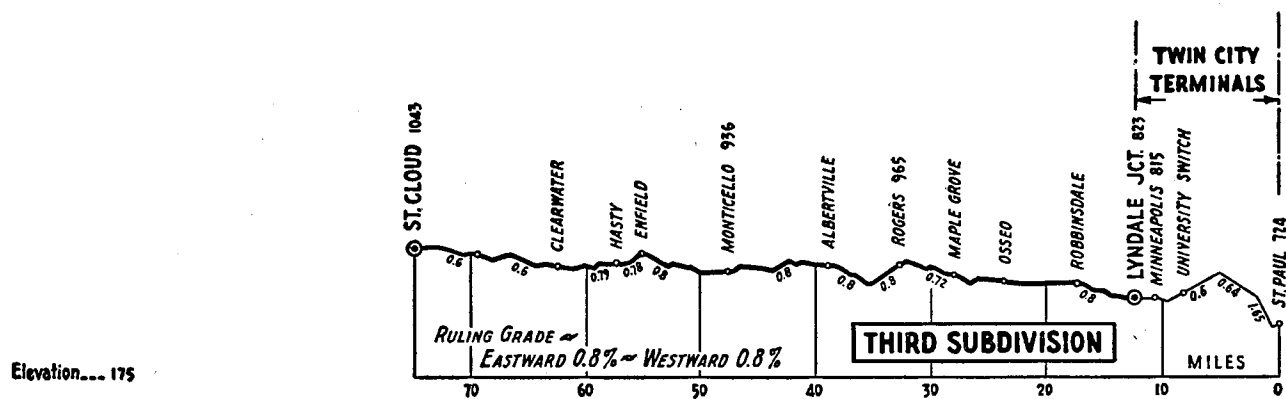
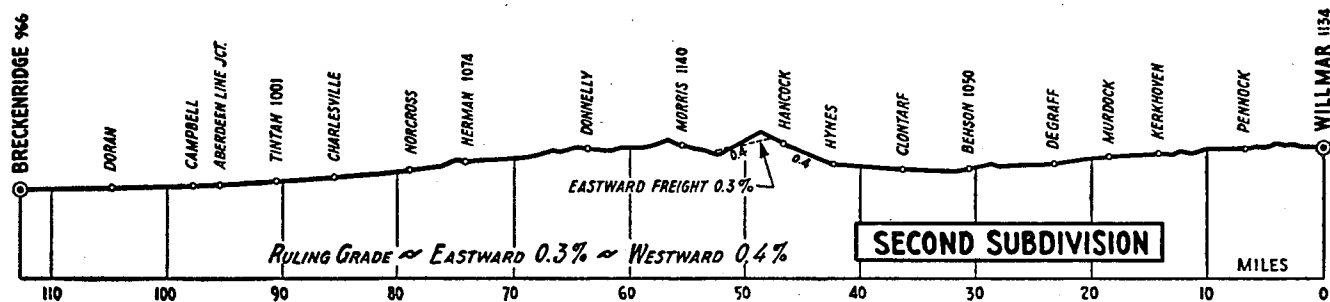
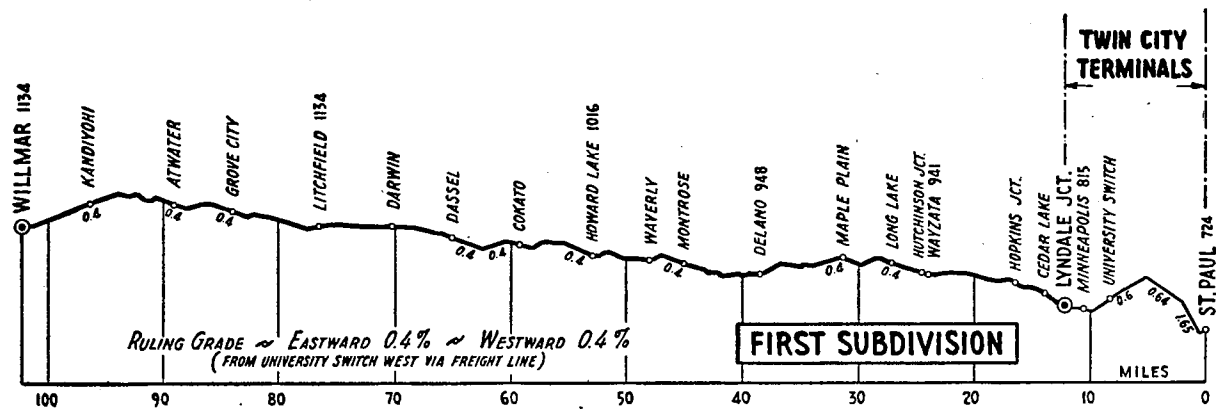
Westward trains are superior to eastward trains of the same class.

Station Numbers	Car Capacity		SECOND CLASS				Distance from Rutland	Time Table No. 63		Telegraph Calls	Distance from Forbes	SIGNS	SECOND CLASS			
	Sidings	Other Tracks				337		Effective February 8, 1948					338			
						Daily Ex. Sunday		STATIONS					Daily Ex. Sunday			
E92	50	35				L 7.40Am		.....RUTLAND, N. D. ....	RJ	63.02	RDW CXXB	A 1.25Pm				
							0.27	.....0.27.....								
								.....FORBES LINE JCT. ....		62.75	XYJ					
E110		34				s 8.30	18.91	.....18.64.....		44.11		s 12.35Pm				
								.....STRAUBVILLE.....								
							29.77	.....10.86.....		33.25						
								.....C. & N. W. RY. CROSSING. ....								
E126		34				s 9.08	35.01	.....5.24.....	GU	28.01	D	s 11.55				
								.....GUELPH.....								
								.....7.09.....		20.92		f 11.35				
E134		35				f 9.23	42.10	.....7.33.....		13.59						
							49.43	.....C. M. ST. P. & P. RY. CROSSING. ....								
								.....0.22.....								
E141		55				s 9.50	49.65	.....13.37.....	N	13.37	D	s 11.15				
E155	Yard	103				A 10.25Am	63.02	.....FORBES.....	FO		BDXY	L 10.40Am				
						2.45 22.91		Time Over Subdivision Average Speed Per Hour				2.45 22.91				

Westward trains are superior to eastward trains of the same class.

## BUSINESS TRACKS

NAME	LOCATION	Capacity Cars	Switch Opening
<b>Third Subdivision</b>			
Tileston Mill Spur .....	3.57 miles east of St. Cloud ....	288	East
<b>Sixth Subdivision</b>			
Empire Quarry Spur .....	2.47 miles west of Rice Jct. ....	141	East
North Star Granite Corp. Spur .....	4.23 miles west of Rice Jct. ....	41	West
Cold Spring Granite Spur .....	5.01 miles west of Rice Jct. ....	7	East
Gravgaard Spur .....	1.75 miles west of Hawick ....	7	E & W
New London Sand & Gravel Co. ....	3.02 miles west of Hawick ....	34	E & W
New London Gravel Pit .....	1.65 miles east of New London .....	151	E & W
Green Lake Ice Spur .....	.67 mile east of Spicer .....	22	East
<b>Eighth Subdivision</b>			
Transfer Track with C. St. P. M. & O. Ry. ....	4.44 miles west of Booge .....	14	East
Valley Rendering Co. Spur .....	5.50 miles west of Hinton .....	6	East
<b>Ninth Subdivision</b>			
Lawrence Siding .....	5.51 miles west of Corson .....	45	E & W
Naomi Spur .....	2.50 miles west of Lennox .....	7	East



Elevation... 175

Page 16 (outside back cover) is blank.