



EXAMINING SURGEONS

Dr. Roscoe C. Webb, Chief Surg., 1849 Medical Arts Bldg.,
9th & Nicollet Ave., Minneapolis, Minn.
Dr. Ernest R. Anderson, Asst. Chief Surg., Minneapolis, Minn.
Dr. H. E. Wheeler, Div. Surgeon, Spokane, Wash.
Dr. E. B. Coulter, Asst. Div. Surgeon, Spokane, Wash.
Dr. D. S. MacKenzie, Div. Surgeon, Havre, Montana
Dr. W. W. Taylor, Div. Surgeon, Whitefish, Montana
Dr. Chas. Houtz, Asst. Div. Surgeon, Havre, Montana
Dr. A. T. Lees, Asst. Div. Surgeon, Whitefish, Montana

OPHTHALMIC SURGEONS (Eye Doctors)

Dr. H. D. Huggins Kalispell, Montana
Dr. W. L. Forster Havre, Montana
Dr. Philip B. Greene Spokane, Washington

LOCAL SURGEONS

Dr. D. S. MacKenzie, Sr. Havre, Montana
Dr. Chas. Houtz Havre, Montana
Dr. D. S. MacKenzie, Jr. Havre, Montana
Dr. W. C. Robinson Shelby, Montana
Dr. P. O. Neraal Cut Bank, Montana
Dr. S. D. Whetstone Cut Bank, Montana
Dr. W. Q. Conway Kalispell, Montana
Dr. T. B. Moore Kalispell, Montana
Dr. E. P. Cockrell Kalispell, Montana
Dr. W. W. Taylor Whitefish, Mont.
Dr. A. T. Lees Whitefish, Mont.
Dr. J. B. Simons Whitefish, Montana
Dr. R. M. Bowell Bonners Ferry, Idaho
Dr. E. A. Lee Newport, Washington
Dr. Wm. F. Tyler Sand Point, Idaho
Dr. Leslie J. Stauffer Priest River, Idaho
Dr. J. Farrow Hillyard, Washington
Dr. H. E. Wheeler Spokane, Washington
Dr. E. B. Coulter Spokane, Washington
Dr. L. A. Parsell Spokane, Washington

W. C. PRESTON, Chief Dispatcher.
H. J. SURLES, Trainmaster.
F. H. MOORE, Trainmaster.
J. E. O'BRIEN, Trainmaster.
H. H. HOLMQUIST, Trainmaster.

Scanned from the Dean Ogle Collection

GREAT NORTHERN RAILWAY COMPANY

KALISPELL DIVISION

TIME TABLE 61

EFFECTIVE 12.01 A. M.
MOUNTAIN TIME
AND

PACIFIC TIME

Tuesday, June 15, 1948.

Be positive you have with you while on duty, current time table and special instructions relating thereto.

MOUNTAIN TIME GOVERNS FIRST, SECOND, THIRD, FIFTH AND SEVENTH SUBDIVISIONS.

PACIFIC TIME GOVERNS FOURTH AND SIXTH SUBDIVISIONS.

W. R. MINTON, Superintendent.
I. E. MANION, General Manager.
J. B. SMITH, General Superintendent Transportation.

2 WESTWARD

FIRST SUBDIVISION

Station Numbers	Car Capacity		THIRD CLASS		FIRST CLASS					Distances from Havre	Time Table No. 61		Telegraph Calls
	Siding	Other Tracks	657	681	1	41	3	43	27		Effective June 15, 1948		
			Mon., Wed., Fri.	Daily Ex. Sunday	Streamliner Daily	Daily Ex. Sunday	Daily	Daily *	Daily		Mountain Time		
.....	Yard	2011	L 6.15Am	L 12.05Pm	L 8.10Am	L 3.30Am	Double Track }	HAVRE.....	HX
TRAINS BETWEEN PACIFIC JCT. AND HAVRE BE GOVERNED BY BUTTE DIVISION TIME TABLE.													
961	29	L 6.30Am	L 12.12Pm	L 8.17Am	L f 3.38Am	4.03	Double Track } 4.03	PACIFIC JUNCTION.....
967	128	6	6.45	12.19	8.24	3.47	9.97	5.84	BURNHAM.....
971	61	14	7.00	12.24	8.30	3.53	14.62	4.65	FRESNO.....
976	128	44	7.20	12.29	8.36	f 4.02	19.36	4.74	KREMLIN.....	KN
986	129	38	7.55	12.41	8.49	f 4.19	29.47	10.11	GILDFORD.....	GR
992	61	30	8.15	12.48	8.56	f 4.30	35.40	5.93	HINGHAM.....	HG
998	142	35	8.35	12.55	9.03	f 4.41	41.37	5.97	RUDYARD.....	RU
1004	126	29	8.55	1.02	9.11	f 4.52	47.61	6.24	INVERNESS.....	RN
1008	32	9.05	1.06	9.16	f 4.58	51.45	8.84	JOPLIN.....	JO
1013	E99 W125 E89	3 9.20	1.10	657 9.20	5.02	54.42	2.97	BUELOW.....
1018	W60	66	9.50	1.18	f 9.30	s 5.15	61.52	7.10	CHESTER.....	CH
1024	188	14	10.05	1.24	9.37	5.24	67.06	5.54	TIBER.....
1031	129	20	10.30	1.33	9.46	f 5.36	74.50	7.53	LOTHAIR.....	AR
1037	60	39	11.12	1.40	658 9.53	f 5.46	80.58	5.99	GALATA.....	GA
1043	141 E89	24	11.30	472 1.47	10.00	f 5.57	86.00	6.02	DEVON.....	CD
1052	W60 E169 W241	10	11.50Am	1.57	10.11	f 6.11	95.34	8.74	DUNKIRK.....
1061	407	12.35Pm	L 8.45Am	s 2.10	L 10.50Am	s 10.30	L 10.20Am	s 6.35	104.67	9.33	SHELBY.....	SJ
1063	12.40	A 8.55Am	2.13	A 10.53Am	10.33	10.23	6.38	106.16	1.49	SWEET GRASS LINE JCT.....
1074	W122	31	1.10	2.27	10.48	10.40	f 6.53	117.70	11.54	ETHRIDGE.....	DG
1082	1.35	2.38	10.58	10.52	7.06	125.46	7.76	BALTIC.....
1087	180	186	1.55	2.45	s 11.05	s 11.00	s 7.15	128.95	3.49	CUT BANK.....	CT
1093	8	2.15	2.55	11.16	11.10	7.26	134.97	6.02	GUNSIGHT.....
1095	30	2.30	3.00	11.22	11.15	7.31	138.55	3.58	SUNDANCE.....
1100	W59	7	3.06	3.06	11.29	11.21	7.38	143.79	5.24	FORT PIEGAN.....
1106	9	3.25	3.13	11.36	11.27	7.45	149.22	5.43	MERIWETHER.....
1112	Yard	330	A 3.45Pm	A 3.20Pm	A 11.45Am	A 11.35Am	A f 7.55Am	155.19	5.97	BLACKFOOT.....	BF
.....	9.15 16.7810 8.94	3.08 48.24	.03 29.80	3.28 43.60	1.15 40.42	4.17 36.23
											Time Over Subdivision Average Speed Per Hour	

Westward trains are superior to eastward trains of the same class, except as follows:
 No. 1 is superior to all trains; No. 2 is superior to all trains except No. 1.

No. 1 Register by ticket Shelby and Blackfoot.

Conditional stops—

No. 1 at Cutbank to discharge revenue passengers from Williston and east, and to pick up passengers for Spokane and west.

CLEARING OF STREAMLINERS

The time of No. 1 must be cleared by westward first class trains not less than 5 minutes before No. 1 is due to leave the last station where time is shown, and by other westward trains not less than 10 minutes before No. 1 is due to leave the last station where time is shown.

The time of No. 1 must be cleared by eastward first class trains, except No. 2, not less than 10 minutes at all stations, and by other eastward trains not less than 15 minutes.

The time of No. 2 must be cleared by eastward first class trains not less than 5 minutes before No. 2 is due to leave the last station where time is shown, and by other eastward trains not less than 10 minutes before No. 2 is due to leave the last station where time is shown.

The time of No. 2 must be cleared by westward first class trains, except No. 1, not less than 10 minutes at all stations, and by other westward trains not less than 15 minutes.

Within Yard limits, inferior trains and engines must clear the main track not less than 10 minutes before No. 1 and No. 2 are due to leave the last station where time is shown.

See Item 1, All Subdivisions, Special Instructions No. 3, page 15, for Instructions Governing Operation of Streamliners.

MOUNTAIN TIME GOVERNS FIRST, SECOND, THIRD, FIFTH AND SEVENTH SUBDIVISIONS.
 PACIFIC TIME GOVERNS FOURTH AND SIXTH SUBDIVISIONS.

FIRST SUBDIVISION

EASTWARD 3

Time Table No. 61

Effective June 15, 1948
Mountain Time

STATIONS

Distance from
Blackfoot

FIRST CLASS

SECOND CLASS

THIRD CLASS

SIGNS

2
Streamliner

40

4

42

28

460

472

446

658

682

Daily

Daily
Ex. Sunday

Daily

Daily

Daily

Daily

Daily

Daily

Tue., Thur.
and Sat.

Daily
Ex. Sunday

Double Track } HAVRE	155.19	A 12.55Pm	A 10.15Pm	A 2.35Am	A 8.00Am	A 4.40Pm	A 11.59Pm	A 3.45Pm		BPRKD NWCOX
-----------------------------------	--------	-----------	-----------	----------	----------	----------	-----------	----------	--	----------------

TRAINS BETWEEN PACIFIC JCT. AND HAVRE BE GOVERNED BY BUTTE DIVISION TIME TABLE.

Double Track	Distance from Blackfoot	2 Streamliner	40 Daily Ex. Sunday	4 Daily	42 Daily	28 Daily	460 Daily	472 Daily	446 Daily	658 Tue., Thur. and Sat.	682 Daily Ex. Sunday	SIGNS
DOUBLE TRACK	PACIFIC JUNCTION 4.03	151.16	A 12.40Pm	A 10.08Pm	A f 2.27Am	A 7.45Am	A 4.25Pm	A 11.45Pm	A 3.30Pm			JIPY
	BURNHAM 5.94	145.22	12.32	10.01	f 2.18	7.35	4.11	11.35	3.15			P
	FRESNO 4.65	140.87	12.24	9.55	f 2.11	7.28	4.01	11.28	2.55			P
	KREMLIN 4.74	135.88	12.18	9.49	f 2.03	7.20	3.51	11.22	2.40			DNP
	GILDFORD 10.11	125.72	12.07	9.37	f 1.47	7.01	3.33	11.07	2.10			DPW
	HINGHAM 5.93	119.79	12.01Pm	9.30	f 1.36	6.51	3.23	10.57	1.50			DP
	RUDYARD 5.97	113.82	11.54Am	9.23	f 1.25	6.41	3.13	10.47	1.25			DP
	INVERNESS 6.24	107.88	11.47	9.16	f 1.14	6.31	3.03	10.37	1.02			DNP
	JOPLIN 3.84	103.74	11.43	9.12	f 1.07	6.25	2.57	10.30	12.30			DP
	BUELOW 2.97	100.77	11.40	9.08	f 1.02	6.20	2.52	10.24	12.10Pm			P
CHESTER 7.10	93.67	11.32	f 8.57	s 12.50	6.05	2.37	10.10	11.32Am			DNPW	
TIBER 5.54	88.18	11.26	8.49	f 12.38	5.55	2.27	10.01	10.40			P	
LOTHAIR 7.55	80.60	11.18	8.40	f 12.27	5.36	2.12	9.45	10.15			DP	
GALATA 5.99	74.61	11.12	8.32	f 12.16	5.16	2.00	9.32	9.53			DP	
DEVON 6.02	68.89	11.05	8.24	f 12.05Am	5.04	1.47	9.19	9.15			DNPW	
DUNKIRK 8.74	59.85	10.56	8.14	f 11.50Pm	4.48	1.15	9.00	8.50			P	
SHELBY 9.33	50.52	10.45	A 7.50Pm	s 8.00	A 8.10Pm	s 11.35	4.30	12.55	8.35	8.25	A 10.25Am	BREDNP WOIYXJC
SWEET GRASS LINE JCT. 1.49	49.08	10.42	L 7.45Pm	7.52	8.06	11.27	4.20	12.45	8.24	8.15	L 10.15Am	PXJ
ETHRIDGE 11.54	37.49	10.30	7.38	7.53	f 11.13	4.01	12.26	8.04	7.53			DP
BALTIC 7.76	29.78	10.22	7.29	7.42	11.02	3.48	12.13	7.51	7.35			P
CUT BANK 3.49	26.24	10.16	s 7.23	s 7.35	s 10.55	3.40	12.05Pm	7.40	7.25			DNWIP
GUNSIGHT 6.02	20.22	10.08	7.14	7.24	f 10.43	3.25	11.50Am	7.04	7.04			P
SUNDANCE 3.58	16.64	10.04	7.09	7.19	f 10.38	3.18	11.43	6.58	6.55			P
FORT PIEGAN 5.24	11.40	9.58	7.03	7.13	f 10.31	3.08	11.33	6.50	6.43			P
MERIWETHER 5.43	8.97	9.52	6.57	7.07	f 10.24	2.58	11.23	6.42	6.30			P
BLACKFOOT 5.97	L 9.45Am	L 6.50Pm	L 7.00Pm	L f 10.15Pm	L 2.45Am	L 11.10Am	L 6.30Pm	L 6.15Am				BREDNP WOYIX
Time Over Subdivision		2.55	.05	3.18	1.10	4.12	5.00	5.15	5.15	9.15	.10	
Average Speed Per Hour		51.83	17.88	45.81	43.30	36.95	30.23	28.79	28.79	16.78	8.94	

Westward trains are superior to eastward trains of the same class, except as follows:
No. 1 is superior to all trains; No. 2 is superior to all trains except No. 1.

No. 2 Register by ticket Blackfoot and Shelby.

Conditional stops—
No. 2 at Cutbank to discharge revenue passengers from Spokane and west and to pick up passengers for Williston and east.

CLEARING OF STREAMLINERS

The time of No. 1 must be cleared by westward first class trains not less than 5 minutes before No. 1 is due to leave the last station where time is shown, and by other westward trains not less than 10 minutes before No. 1 is due to leave the last station where time is shown.

The time of No. 2 must be cleared by eastward first class trains not less than 5 minutes before No. 2 is due to leave the last station where time is shown, and by other eastward trains not less than 10 minutes before No. 2 is due to leave the last station where time is shown.

The time of No. 1 must be cleared by eastward first class trains, except No. 2, not less than 10 minutes at all stations, and by other eastward trains not less than 15 minutes.

The time of No. 2 must be cleared by westward first class trains, except No. 1, not less than 10 minutes at all stations, and by other westward trains not less than 15 minutes.

Within Yard limits, inferior trains and engines must clear the main track not less than 10 minutes before No. 1 and No. 2 are due to leave the last station where time is shown.

See Item 1, All Subdivisions, Special Instructions No. 3, page 15, for Instructions Governing Operation of Streamliners.

MOUNTAIN TIME GOVERNS FIRST, SECOND, THIRD, FIFTH AND SEVENTH SUBDIVISIONS.
PACIFIC TIME GOVERNS FOURTH AND SIXTH SUBDIVISIONS.

4 WESTWARD

SECOND SUBDIVISION

Station Numbers	Car Capacity		THIRD CLASS		FIRST CLASS						Distances from Blackfoot	Time Table No. 61		Telegraph Calls	
	Sittings	Other Tracks	371	683	251	1	3	43	27	241		Effective June 15, 1948	Mountain Time		
			Daily Ex. Sun.	Tue., Thur., Sat.	Daily	Streamliner Daily	Daily	Daily	Daily	Daily					
1112	Yard	630	L 5.30Am	L 3.20Pm	L ⁴³ 11.45Am	L ³ 11.35Am	L 7.55Am	BF
1120	E 124 W 104	60	6.20	3.32	11.58Am	s 11.48	s 8.11	7.29	BG
1125	93	14	6.40	3.40	12.08Pm	11.59	8.21	12.47
1130	130	6	6.55	3.46	12.14	12.07	8.28	16.17
1133	95	150	7.35	3.55	s ⁶⁸⁴ 12.35	A ⁶⁸⁴ 12.20Pm	f 8.39	20.75	MD
1136	112	10	7.45	4.00	12.40	8.45	23.45
1141	129	10	8.00	4.06	12.45	² 9.04	26.57
1147	E 112 W 130	31	² 8.39	4.17	12.55	f 9.16	32.33	SM
1153	E 60	9	8.58	4.29	1.07	9.28	39.63
1157	13	9.06	4.35	1.15	9.34	42.71
1161	E 61 E 98 W 136	13	9.15	4.44	1.22	9.43	47.12
1165	212	²⁷ 9.51	4.52	1.30	s ⁶⁸³ 9.51	51.03	SX
1171	18	10.10	5.01	1.40	10.01	56.69
1175	14	10.25	5.09	1.47	10.09	61.52
1181	E 118 W 99	14	10.55	5.18	1.55	f 10.18	66.92	NY
1192	E 150 E 60 W 60	96	11.50Am	5.35	s ⁴⁴⁶ 2.15	f 10.37	77.57	BE
1200	15	12.20Pm	5.47	2.26	f 10.50	85.45	CM
1207	83	188	L 7.15Pm	1.00	L 6.05Pm	5.59	s 2.38	11.01	L 10.20Am	89.71
1210	46	7.25	f 6.13	6.03	2.45	11.05	f 10.28	92.64	CF
1215	Yard	1473	A 7.45Pm	A 1.30Pm	A 6.25Pm	A 6.15Pm	A 2.55Pm	A 11.15Am	A 10.40Am	100.28	WF
			.30	8.00	0.20	2.55	3.10	0.45	8.20	0.20	Time Over Subdivision				
			15.28	12.54	22.92	24.38	31.67	27.67	30.08	22.92	Average Speed Per Hour				

Westward trains are superior to eastward trains of the same class, except as follows:

No. 1 is superior to all trains;

No. 2 is superior to all trains except No. 1.

No. 1 Register by ticket Blackfoot.

Conditional stops—

No. 3 at Browning, discharge revenue passengers from points east of Williston.

CLEARING OF STREAMLINERS

The time of No. 1 must be cleared by westward first class trains not less than 5 minutes before No. 1 is due to leave the last station where time is shown, and by other westward trains not less than 10 minutes before No. 1 is due to leave the last station where time is shown.

The time of No. 1 must be cleared by eastward first class trains, except No. 2, not less than 10 minutes at all stations, and by other eastward trains not less than 15 minutes.

The time of No. 2 must be cleared by eastward first class trains not less than 5 minutes before No. 2 is due to leave the last station where time is shown, and by other eastward trains not less than 10 minutes before No. 2 is due to leave the last station where time is shown.

The time of No. 2 must be cleared by westward first class trains, except No. 1, not less than 10 minutes at all stations, and by other westward trains not less than 15 minutes.

Within Yard limits, inferior trains and engines must clear the main track not less than 10 minutes before No. 1 and No. 2 are due to leave the last station where time is shown.

See Item 1, All Subdivisions, Special Instructions No. 3, page 15, for Instructions Governing Operation of Streamliners.

MOUNTAIN TIME GOVERNS FIRST, SECOND, THIRD, FIFTH AND SEVENTH SUBDIVISIONS.

PACIFIC TIME GOVERNS FOURTH AND SIXTH SUBDIVISIONS.

SECOND SUBDIVISION

EASTWARD 5

Time Table No. 61

Effective June 15, 1948
Mountain Time

STATIONS	Distance from Whitefish	FIRST CLASS					SECOND CLASS			THIRD CLASS		SIGNS	
		2	242	4	42	28	252	472	446	460	684		368
		Streamliner									Mon., Wed. Fri.		Daily Ex. Sun.
		Daily	Daily	Daily	Daily	Daily	Daily	Daily	Daily				
BLACKFOOT.....	100.28	A 9.45Am		A 6.50Pm	A 7.00Pm	A f 10.15Pm		A 10.55Am	A 6.15Pm	A 2.30Am	A 2.00Pm		KRDNPW IOYXB
BROWNING.....	92.99	9.36		6.40	s 6.49	s 10.05		10.40	6.00	2.14	1.40		DNPW
TRIPLE DIVIDE.....	87.81	9.28		6.32	6.41	f 9.52		10.30	5.50	2.03	1.00		P
SPOTTED ROBE.....	84.11	9.21		6.24	6.34	f 9.45		10.22	5.42	1.55	12.50		P
GLACIER PARK.....	79.53	9.14		s 6.15	L 6.25Pm	f 9.35		10.11	5.31	1.43	43-3 12.35		DNPW Y
BISON.....	76.83	9.09		6.09		f 9.26		10.05	5.25	1.37	12.05Pm		P
RISING WOLF.....	78.71	9.04		6.04		f 9.20		9.58	5.18	1.30	11.55Am		P DNPW IYX
SUMMIT.....	67.45	8.54		5.53		f 9.10		9.45	5.05	1.15	11.35		PW
BLACKTAIL.....	60.65	8.39		5.38		f 8.50		9.00	4.25	12.35	11.00		P
SINGLESHOT.....	57.57	8.31		5.30		f 8.40		8.46	4.11	12.21	10.40		P
NIMROD.....	53.16	8.21		5.19		f 8.30		8.28	3.53	12.03Am	10.20		IP KDNPW BOYX
ESSEX.....	49.25	8.12		5.10		s 8.20		8.12	3.40	11.50Pm	10.00		P
PINNACLE.....	48.59	8.02		5.00		f 8.10		7.30	3.15	11.20	9.15		P
HIDDEN LAKE.....	38.76	7.54		4.52		f 8.01		7.13	2.58	11.03	8.55		P
RED EAGLE.....	38.86	7.45		4.42		f 7.51		6.55	2.40	10.45	8.35		DNIYPW
BELTON.....	22.71	7.29		4.25		f 7.32		6.30	2.15	10.20	8.00		DNP
CORAM.....	14.83	7.17		4.12		f 7.18		6.10	1.47	10.00	7.17		DPW
BRENT.....	10.57	7.11		4.06		7.07		6.02	1.39	9.52	6.43		PI
COLUMBIA FALLS.....	7.64	7.07	A 11.55Am	s 4.00		7.03	A 7.20Pm	5.55	1.33	9.45	6.35	A 7.30Am	DNJYXP
HALF MOON.....	4.70	7.03	f 11.47	3.50		6.59	f 7.12	5.45	1.25	9.35	6.12	7.20	P
WHITEFISH.....		L 6.55Am	L 11.35Am	L 3.40Pm		L 6.50Pm	L 7.00Pm	L 5.25Am	L 1.05Pm	L 9.15Pm	L 6.00Am	L 7.00Am	KRDNPW BOXZI
Time Over Subdivision		2.50	0.20	3.10	0.35	3.25	0.20	5.30	5.10	5.15	8.00		
Average Speed Per Hour		35.39	22.92	31.67	35.57	29.52	22.92	18.23	19.40	19.10	12.50		.80 15.28

Westward trains are superior to eastward trains of the same class, except as follows:
No. 1 is superior to all trains; No. 2 is superior to all trains except No. 1.

No. 2 Register by ticket Blackfoot.

Conditional stops—
No. 4 Browning to pick up revenue passengers for points east of Havre where No. 4 scheduled to stop.

CLEARING OF STREAMLINERS

The time of No. 1 must be cleared by westward first class trains not less than 5 minutes before No. 1 is due to leave the last station where time is shown, and by other westward trains not less than 10 minutes before No. 1 is due to leave the last station where time is shown.

The time of No. 1 must be cleared by eastward first class trains, except No. 2, not less than 10 minutes at all stations, and by other eastward trains not less than 15 minutes.

The time of No. 2 must be cleared by eastward first class trains not less than 5 minutes before No. 2 is due to leave the last station where time is shown, and by other eastward trains not less than 10 minutes before No. 2 is due to leave the last station where time is shown.

The time of No. 2 must be cleared by westward first class trains, except No. 1, not less than 10 minutes at all stations, and by other westward trains not less than 15 minutes.

Within Yard Limits, inferior trains and engines must clear the main track not less than 10 minutes before No. 1 and No. 2 are due to leave the last station where time is shown.

See Item 1, All Subdivisions, Special Instructions No. 3, page 15, for Instructions Governing Operation of Streamliners.

MOUNTAIN TIME GOVERNS FIRST, SECOND, THIRD, FIFTH AND SEVENTH SUBDIVISIONS.

PACIFIC TIME GOVERNS FOURTH AND SIXTH SUBDIVISIONS.

6 WESTWARD

THIRD SUBDIVISION

Station Numbers	Car Capacity		THIRD CLASS			FIRST CLASS			Distances from Whitefish	Time Table No. 61		Telegraph Calls
	Sidings	Other Tracks			687		1	3		27	Effective June 15, 1948	
					Mon., Wed. Fri.		Streamliner					
							Daily	Daily	Daily			
1215	Yard	1473			L 5.00Am		L 6.15Pm	L 3.05Pm	L 11.20Am ⁴⁴⁶		WHITEFISH.....	WF
1220	151				5.20		6.26 ²⁸	3.18 ⁴	f 11.31	6.00	6.00 VISTA.....	
1227	194	15			5.40		6.34	3.28	f 11.39	11.81	5.81 LUPFER.....	
1232	E70 W70	26			6.25		6.41	3.36	f 11.48	17.27	5.46 OLNEY.....	KY
1238	139	17			6.50		6.48	3.44	f 11.57Am	23.05	5.78 RADNOR.....	
1245	E110 W113	17			7.15		6.57 ⁴⁶⁰	3.54	f 12.08Pm	30.11	7.06 STRYKER.....	SY
1251	136	15			7.40		7.04	4.02	f 12.17 ⁶⁸⁸	36.03	5.97 TREGO.....	
1256		16			8.00		7.10	4.09	f 12.25	40.70	4.62 EASTWARD FREIGHT TRK { FORTINE.....	FR
1262		71			8.20		7.17	4.17	f 12.33	46.61	5.91 TOBACCO.....	BA
1267	140	39			8.45 ⁴⁴⁶		7.24	4.25	s 12.44	52.39	5.78 EUREKA.....	KA
1276	E100 W134	144			9.25		7.36	4.40 ⁴⁶⁰⁻²⁸	s 12.57	61.36	8.87 REXFORD.....	RD
1280	137	6			10.10		7.49	4.55	f 1.12	72.05	10.80 STONEHILL.....	
1282	145	5			11.00		8.03	5.09	f 1.28 ⁴	83.21	11.15 URAL.....	
1287	131	4			11.20		8.09	5.15	f 1.37	88.16	4.95 VOLCOUR.....	VR
1292		22			11.40				f 1.45	92.85	4.69 WARLAND.....	WR
1305	189				11.55Am		8.19	5.26	f 1.52	95.86	3.01 YARNELL.....	
1302	E65 W65	10			12.30Pm		8.29	5.38	f 2.07	103.76	7.90 JENNINGS.....	
1308	152	3			12.52 ⁴		8.36	5.46	f 2.16	109.48	5.72 RIPLEY.....	
1315	238	165			1.30		8.45	5.57	s 2.30 ⁴⁶⁰	116.32	6.34 LIBBY.....	CK
1326		10			1.55 ⁴⁶⁰		9.00	6.13	2.48 ²⁸	127.33	11.01 KOOTENAI FALLS.....	
1332	Yard	845			A 2.15Pm		A 9.15Pm	A 6.25Pm	A 3.00Pm	134.55	7.22 TROY.....	UX
					9.15 14.55		3.00 44.85	3.20 40.37	3.40 36.70		Time Over Subdivision Average Speed Per Hour	

Westward trains are superior to eastward trains of the same class, except as follows:
 No. 1 is superior to all trains; No. 2 is superior to all trains except No. 1.

No. 1 Register by ticket at Troy.

CLEARING OF STREAMLINERS

The time of No. 1 must be cleared by westward first class trains not less than 5 minutes before No. 1 is due to leave the last station where time is shown, and by other westward trains not less than 10 minutes before No. 1 is due to leave the last station where time is shown.

The time of No. 1 must be cleared by eastward first class trains, except No. 2, not less than 10 minutes at all stations, and by other eastward trains not less than 15 minutes.

Within Yard limits, inferior trains and engines must clear the main track not less than 10 minutes before No. 1 and No. 2 are due to leave the last station where time is shown.

See Item 1, All Subdivisions, Special Instructions No. 2, page 15, for Instructions Governing Operation of Streamliners.

The time of No. 2 must be cleared by eastward first class trains not less than 5 minutes before No. 2 is due to leave the last station where time is shown, and by other eastward trains not less than 10 minutes before No. 2 is due to leave the last station where time is shown.

The time of No. 2 must be cleared by westward first class trains, except No. 1, not less than 10 minutes at all stations, and by other westward trains not less than 15 minutes.

MOUNTAIN TIME GOVERNS FIRST, SECOND, THIRD, FIFTH AND SEVENTH SUBDIVISIONS.
 PACIFIC TIME GOVERNS FOURTH AND SIXTH SUBDIVISIONS.

THIRD SUBDIVISION

EASTWARD 7

Time Table No. 61

Effective June 15, 1948

Mountain Time

STATIONS	Distance from Troy	FIRST CLASS				SECOND CLASS				THIRD CLASS		SIGNS		
		2		4		446		460		472			688	
		Streamliner	Daily	Daily	Daily	Daily	Daily	Daily	Daily	Daily	Daily		Tues., Thurs., Sat.	Daily
WHITEFISH	134.55	A 6.55Am	A 3.30Pm	A 6.40Pm	A 11.15Am ²⁷	A 8.10Pm	A 3.50Am	A 2.15Pm				KRDNPZ BWOXI		
6.00 VISTA	129.15	6.40	3.18 ³	f 6.26 ¹	10.55	7.50	3.30	2.00				P		
5.81 LUFFER	122.74	6.32	3.08	f 6.07	10.43	7.38	3.18	1.45				P		
5.46 OLNEY	117.28	6.25 ⁶⁸⁷	3.01	f 5.57	10.32	7.27	3.07	1.30				DNPW		
5.78 RADNOR	111.50	6.18	2.53	f 5.47	10.20	7.15	2.55	1.10				P		
7.06 STRYKER	104.44	6.09	2.44	f 5.36	10.05	6.57 ¹	2.40	12.55				DNPWY		
5.97 TREGO	98.47	6.01	2.35	f 5.26	9.44	6.10	2.18	12.17Pm ²⁷				P		
4.62 EASTWARD } FORTINE	93.85	5.54	2.27	f 5.17	9.27	5.50	2.00	11.45Am				DP		
FREIGHT TRK. } TOBACCO	87.94	5.46	2.18	f 5.06	9.05	5.25	1.35	11.05				DNPWI		
5.78 EUREKA	82.16	5.38	2.10	s 4.56	8.45 ⁶⁸⁷	5.05	1.15	10.30				DP		
8.87 REXFORD	78.29	5.27	1.57	s 4.40 ⁴⁰⁰⁻³	8.20	4.40 ³⁻²⁸	12.50	9.30				DNPWY		
10.80 STONEHILL	62.49	5.14	1.43	f 4.20	8.02	3.57	12.30	8.50				PW		
11.15 URAL	51.34	5.01	1.28 ²⁷	f 4.02	7.45	3.35	12.10	8.05				P		
4.95 VOLCOUR	46.39	4.55	1.20	f 3.54	7.35	3.25	12.01Am	7.50				DNP		
4.69 WARLAND	41.70			f 3.45				7.35				DP		
3.01 YARNELL	38.69	4.45	1.10	f 3.40	7.20 ⁶⁸⁸	3.10	11.46Pm	7.20 ⁴⁴⁶				P		
7.90 JENNINGS	30.79	4.35	1.00	f 3.27	7.03	2.55	11.32	6.50				P		
5.72 RIPLEY	25.07	4.28	12.52 ⁶⁸⁷	f 3.17	6.50	2.45	11.22	6.35				P		
6.84 LIBBY	18.23	4.20	f 12.42	s 3.05	6.35	2.30 ²⁷	11.10	6.15				DNPW		
11.01 DOUBLE } KOOTENAI FALLS	7.22	4.06	12.27	f 2.48 ²⁷	6.10	1.58 ⁶⁸⁷	10.40	5.20				PI KRDNP BWOX		
7.22 TRACK } TROY		L 3.55Am	L 12.15Pm	L 2.35Pm	L 5.50Am	L 1.40Pm	L 10.20Pm	L 5.00Am						
Time Over Subdivision		3.00	3.15	4.05	5.25	6.30	5.30	9.15						
Average Speed Per Hour		44.85	41.40	32.95	24.84	20.70	24.46	14.55						

Westward trains are superior to eastward trains of the same class, except as follows:

No. 1 is superior to all trains;

No. 2 is superior to all trains except No. 1.

No. 2 Register by ticket Troy.

Conditional stops—

No. 4 at stations west of Whitefish to pick up revenue passengers for south of Shelby or east of Havre where No. 4 is scheduled to stop.

CLEARING OF STREAMLINERS

The time of No. 1 must be cleared by westward first class trains not less than 5 minutes before No. 1 is due to leave the last station where time is shown, and by other westward trains not less than 10 minutes before No. 1 is due to leave the last station where time is shown.

The time of No. 2 must be cleared by eastward first class trains not less than 5 minutes before No. 2 is due to leave the last station where time is shown, and by other eastward trains not less than 10 minutes before No. 2 is due to leave the last station where time is shown.

The time of No. 1 must be cleared by eastward first class trains, except No. 2, not less than 10 minutes at all stations, and by other eastward trains not less than 15 minutes.

The time of No. 2 must be cleared by westward first class trains, except No. 1, not less than 10 minutes at all stations, and by other westward trains not less than 15 minutes.

Within Yard limits, inferior trains and engines must clear the main track not less than 10 minutes before No. 1 and No. 2 are due to leave the last station where time is shown.

See Item 1, All Subdivisions, Special Instructions No. 3, page 15, for Instructions Governing Operation of Streamliners.

MOUNTAIN TIME GOVERNS FIRST, SECOND, THIRD, FIFTH AND SEVENTH SUBDIVISIONS.

PACIFIC TIME GOVERNS FOURTH AND SIXTH SUBDIVISIONS.

8 WESTWARD

FOURTH SUBDIVISION

Station Numbers	Car Capacity		THIRD CLASS		FIRST CLASS			Distance from Troy	Time Table No. 61		Telegraph Calls
	Sidelings	Other Tracks	689	1 Streamliner	3	27	Effective June 15, 1948				
							Pacific Time				
			Tue., Thur., Sat.	Daily	Daily	Daily	STATIONS				
1332	Yard	845	L 5.00Am	L 8.15Pm	L 5.30Pm	L 2.05Pm		TROY	UX		
1340	149	21	5.35	8.24 ⁴⁷²	5.43	2.17	6.68	YAKT			
1347	131	14	6.00	8.36	5.56	2.30 ⁸⁹⁰	13.71	LEONIA	ON		
1353	70	6	6.25	8.48	6.09	2.43	20.64	KATKA			
1360	122	10	6.45	8.59	6.22	2.55	27.08	CROSSPORT			
1364	E119 W68	135	7.30	9.05	f 6.30	s 3.05	31.34	BONNER'S FERRY	BY		
1369	70	18	8.00	9.11	f 6.38	f 3.14	36.31	MORAVIA			
1376	110	29	8.35	9.19	f 6.47	f 3.25	42.72	NAPLES	NA		
1383	126	8	9.05	9.28	472 6.57	f 3.37	50.11	ELMIRA			
1390	125	10	9.40	9.36	7.05	f 3.48	56.99	COLBURN			
1398	W133 E95	293	400 10.15	9.46	f 7.15	s 4.00	64.78	SAND POINT	S		
						f 4.05	67.74	DOVER			
1407	70	13	10.45	9.56	7.27	f 4.13	73.63	WRENCOE			
1410	135	15	11.08 ²⁸	10.02	7.34	f 4.21	78.63	LACLEDE			
1416	71	42	11.28	10.07	7.40	f 4.28	83.34	THAMA			
1420	70	135	11.45Am	10.11	7.45	s 4.35	86.88	PRIEST RIVER	NC		
1427	E125 W69	125	12.30Pm	10.19	f 7.55	s 4.50	93.44	NEWPORT	NR		
1433		18	12.45	10.23	8.01	f 4.55	96.95	PENRITH			
1436	135	15	1.05	10.29	8.08	f 5.02 ⁴⁷²	101.27	SCOTIA			
1442	120	25	1.30	10.40	8.20	f 5.13	107.91	CAMDEN			
1445	70	28	1.45	10.44	8.25	f 5.18	110.90	ELK	KE		
1449	133	32	2.05	10.50	8.31	f 5.25	113.22	MILAN			
1456	70	11	2.25	10.58	8.40	f 5.35	121.72	CHATTAROY			
1460	67	55	2.35	11.03	8.45	f 5.41	125.62	DEAN	SF		
1464		93	2.48	11.08	8.52	f 5.50	130.21	MEAD			
1469	Yard	3134	A 3.00Pm	A 11.15Pm	A 9.00Pm	As 6.05Pm	134.67	HILLYARD	HU		
			10.00	3.00	3.30	4.00					
			13.47	44.89	33.47	33.67					

Westward trains are superior to eastward trains of the same class, except as follows:
 No. 1 is superior to all trains; No. 2 is superior to all trains except No. 1.

No. 1 Register by ticket Troy.

Conditional stops—

No. 2 Priest River to discharge revenue passengers from Fargo and East.
 No. 27 on Flag at Samuels postoffice, 3 miles east Colburn.

CLEARING OF STREAMLINERS

The time of No. 1 must be cleared by westward first class trains not less than 5 minutes before No. 1 is due to leave the last station where time is shown, and by other westward trains not less than 10 minutes before No. 1 is due to leave the last station where time is shown.

The time of No. 1 must be cleared by eastward first class trains, except No. 2, not less than 10 minutes at all stations, and by other eastward trains not less than 15 minutes.

The time of No. 2 must be cleared by eastward first class trains not less than 5 minutes before No. 2 is due to leave the last station where time is shown, and by other eastward trains not less than 10 minutes before No. 2 is due to leave the last station where time is shown.

The time of No. 2 must be cleared by westward first class trains, except No. 1, not less than 10 minutes at all stations, and by other westward trains not less than 15 minutes.

Within Yard limits, inferior trains and engines must clear the main track not less than 10 minutes before No. 1 and No. 2 are due to leave the last station where time is shown.

See Item 1, All Subdivisions, Special Instructions No. 3, page 15, for Instructions Governing Operation of Streamliners.

MOUNTAIN TIME GOVERNS FIRST, SECOND, THIRD, FIFTH AND SEVENTH SUBDIVISIONS.
 PACIFIC TIME GOVERNS FOURTH AND SIXTH SUBDIVISIONS.

FOURTH SUBDIVISION

EASTWARD 9

Time Table No. 61

Effective June 15, 1948

Pacific Time

STATIONS

Distance from Hilliard	FIRST CLASS				SECOND CLASS				THIRD CLASS		SIGNS
	4	28	2		446	460	472		690		
	Daily	Daily	Streamliner Daily		Daily	Daily	Daily		Mon., Wed. Fri.		
	184.07	Δ 11.10Am	Δ 1.30Pm	Δ 2.55Am	Δ 4.35Am	Δ 12.25Pm	Δ 9.05Pm		Δ 3.30Pm		RDNPW BOKX
	6.68										P
	127.99	f 10.58	f 1.17	2.41	4.20	12.10Pm	8.50		3.05		P
	7.03										DP
	120.90	f 10.45	f 1.04	2.28	4.06	11.56Am	¹ 8.36		²⁷ 2.30		P
	6.93										P
	114.03	f 10.32	f 12.51	2.15	3.52	11.42	7.54		1.55		P
	6.39										P
	107.04	f 10.20	f 12.38	2.03	3.39	11.29	7.41		1.25		P
	4.31										DNPWV YXJ
	103.33	f 10.13	s 12.30	1.57	3.30	11.20	7.32		1.10		P
	4.97		⁶⁹⁰ 12.19	1.50	3.21	11.11	7.23		²³ 12.19Pm		DPW
	96.26	f 10.06	f 12.08Pm	1.42	3.10	10.58	7.12		11.50Am		P
	6.41										P
	91.95	f 9.58	f 11.56Am	1.33	2.57	10.44	³ 6.57		11.15		P
	7.39										P
	84.56	f 9.49	f 11.45	1.25	2.44	10.30	6.35		10.50		P
	6.82										P
	77.74	f 9.40	s 11.30	1.15	2.30	⁶⁸⁹⁻⁶⁹⁰ 10.15	6.20		⁴⁶⁰ 10.15		DNPWV YXZ
	7.85										PV
	69.89	f 9.28	f 11.15	1.04	2.16	10.00	6.06		⁴ 9.16		P
	2.96										P
	66.93	f 9.16	f 11.08	12.58	2.07	9.50	5.57		8.56		P
	5.88										P
	61.05	f 9.10	f 11.01	12.53	1.59	9.41	5.49		8.43		P
	5.00										D P
	56.05	f 9.04	s 10.54	12.49	1.53	9.34	5.43		8.30		DNPWOV
	4.72										P
	47.79	f 8.59	s 10.40	12.41	1.40	9.20	5.30		8.00		P
	3.54										P
	41.23	f 8.48	f 10.31	12.37	1.28	9.08	5.20		7.35		P
	6.56										P
	37.72	f 8.40	f 10.24	12.31	1.19	9.00	²⁷ 5.02		7.20		PW
	3.51										P
	33.40	f 8.34	f 10.13	12.20	1.01	8.43	4.42		7.00		P
	4.32										P
	28.76	f 8.23	f 10.08	12.16	12.54	8.37	4.36		6.50		PDN
	2.99										P
	23.77	f 8.19	f 9.50	12.10	12.45	8.28	4.28		6.30		P
	4.32										P
	19.45	f 8.04	f 9.45	12.02Am	12.32	8.16	4.16		6.10		P
	6.50										DNPXJ
	12.95	f 7.59	f 9.38	11.57Pm	12.25	8.10	4.10		6.00		P
	3.90										P
	9.05	f 7.53	f 9.30Am	11.45Pm	12.15	8.00	4.00		5.45		KRDNPW BOXIYZT
	4.59										
	4.46	L ⁴⁶⁰ 7.45Am	Ls 9.30Am	L 11.45Pm	L 12.05Am	L ⁴ 7.50Am	L 3.50Pm		L 5.30Am		
	4.45										
	4.45										
	Time Over Subdivision	3.25	4.00	3.10	4.30	4.35	5.15		10.00		
	Average Speed Per Hour	39.42	33.67	42.53	29.93	29.39	25.65		13.47		

Westward trains are superior to eastward trains of the same class, except as follows:
No. 1 is superior to all trains; No. 2 is superior to all trains except No. 1.

No. 2 Register by ticket Troy.

Conditional stops—

No. 4 any station west of Troy to pick up revenue passengers for points south of Shelby and east of Havre where No. 4 is scheduled to stop.
No. 28 on Eflag at Samuels postoffice, 3 miles east Colburn.

CLEARING OF STREAMLINERS

The time of No. 1 must be cleared by westward first class trains not less than 5 minutes before No. 1 is due to leave the last station where time is shown, and by other westward trains not less than 10 minutes before No. 1 is due to leave the last station where time is shown.

The time of No. 2 must be cleared by eastward first class trains not less than 5 minutes before No. 2 is due to leave the last station where time is shown, and by other eastward trains not less than 10 minutes before No. 2 is due to leave the last station where time is shown.

The time of No. 1 must be cleared by eastward first class trains, except No. 2, not less than 10 minutes at all stations, and by other eastward trains not less than 15 minutes.

The time of No. 2 must be cleared by westward first class trains, except No. 1, not less than 10 minutes at all stations, and by other westward trains not less than 15 minutes.

Within Yard limits, inferior trains and engines must clear the main track not less than 10 minutes before No. 1 and No. 2 are due to leave the last station where time is shown.

See Item 1, All Subdivisions, Special Instructions No. 3, page 15, for Instructions Governing Operation of Streamliners.

MOUNTAIN TIME GOVERNS FIRST, SECOND, THIRD, FIFTH AND SEVENTH SUBDIVISIONS.
PACIFIC TIME GOVERNS FOURTH AND SIXTH SUBDIVISIONS.

10 WESTWARD

FIFTH SUBDIVISION

EASTWARD

Station Numbers	Car Capacity		FIRST CLASS					Distance from Columbia Falls	Time Table No. 61 Effective June 15, 1948 Mountain Time STATIONS				Distance from Kalispell	SIGNS	FIRST CLASS				SECOND CLASS
	Sidings	Other Tracks	369	249	247	245	243		244	246	248	250			370				
			Daily Ex. Sun.	Daily	Daily	Daily	Daily									Daily	Daily	Daily	Daily Ex. Sun.
1207	181	L 7.35Am	L 7.30Pm	L 4.05Pm	L 2.38Pm	L 12.01Pm	COLUMBIA FALLS	CF	14.34	BJ RDNPYX	A 10.05Am	A 2.30Pm	A 3.55Pm	A 5.50Pm	A 7.10Pm		
.....	2	f 7.34	f 4.10	f 2.43	f 12.06	1.84	SOLDIERS HOME	12.50	f 10.00	f 2.25	f 3.50	f 5.45			
WB5	41	8.00	f 7.42	f 4.17	f 2.50	f 12.12	5.28	LA SALLE	9.06	P	f 9.53	f 2.18	f 3.43	f 5.38	6.40		
.....	f 7.51	f 4.26	f 2.59	f 12.21	9.91	ROSE CROSSING	4.43	f 9.44	f 2.09	f 3.34	f 5.29			
WB 14	Yard	831	A 8.45Am	A 8.00Pm	A 4.35Pm	A 3.08Pm	A 12.31Pm	14.34	KALISPELL	K	BRKDN JWYXZ	L 9.35Am	L 2.00Pm	L 3.25Pm	L 5.20Pm	L 6.00Pm		
.....	1.10	.30	.30	.30	.30	Time Over Subdivision30	.30	.30	.30	1.10			
.....	12.29	28.68	28.68	28.68	28.68	Average Speed per Hour	28.68	28.68	28.68	28.68	12.29			

Westward trains are superior to eastward trains of the same class except: Nos. 244, 246, 248 and 250 are superior to Nos. 243, 245, 247 and 249 Kalispell to Columbia Falls.
MOUNTAIN TIME GOVERNS FIRST, SECOND, THIRD, FIFTH AND SEVENTH SUBDIVISIONS.

WESTWARD

SIXTH SUBDIVISION

EASTWARD

Station Numbers	Car Capacity		SECOND CLASS				Distance from Port Hill	Time Table No. 61 Effective June 15, 1948 Pacific Time STATIONS				Distance from Bonner's Ferry	SIGNS	SECOND CLASS	
	Sidings	Other Tracks	379					380	Monday and Friday						
			Monday and Friday												
KV26	Yard	37	L 7.30Am	PORT HILL	26.11	DPO	A 2.45Pm	
KV17	18	s 8.10	9.18	COPELAND	16.98	s 2.00	
KV8	15	s 8.55	18.54	RITZ	7.87	s 1.20	
.....	25.55	SPOKANE INT. RY. CROSSING	0.56	RDNPW BYXJY	L 12.45Pm	
1364	135	A 9.30Am	26.11	BONNERS FERRY	BY	
.....	2.00	Time Over Subdivision	2.00	
.....	13.05	Average Speed Per Hour	13.05	

Westward trains are superior to eastward trains of the same class.
PACIFIC TIME GOVERNS FOURTH AND SIXTH SUBDIVISIONS.

WESTWARD

SEVENTH SUBDIVISION

EASTWARD

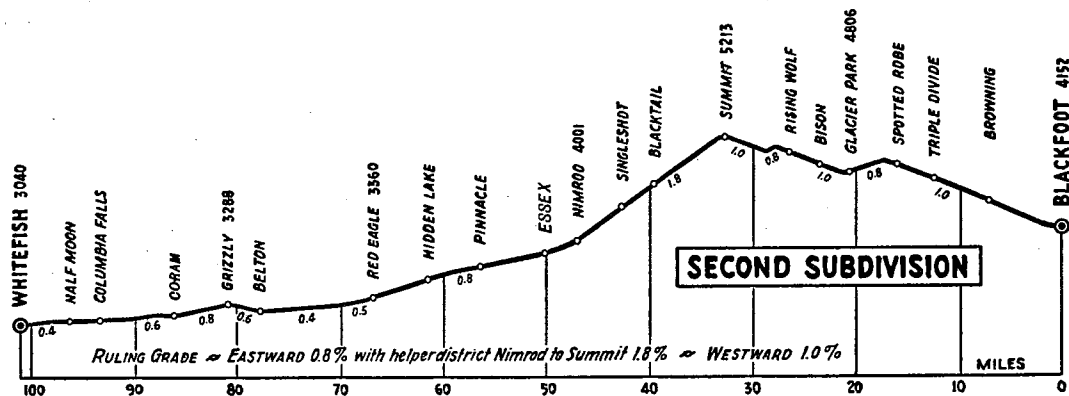
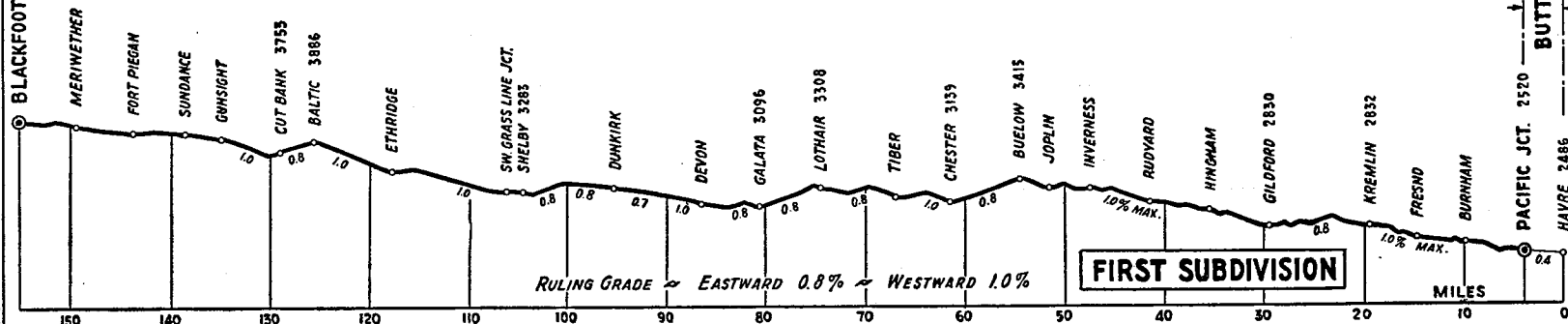
Station Numbers	Car Capacity		SECOND CLASS				Distance from Somers	Time Table No. 61 Effective June 15, 1948 Mountain Time STATIONS				Distance from Hubbard	SIGNS
	Sidings	Other Tracks										
WB25	Yard	SOMERS	38.84	DWOPX RB
WB21	7	4.67	BALLS CROSSING	34.17	JZ
WB14	Yard	9.62	KALISPELL	K	29.22	BRKDN PWYX
WB24	51	18.76	KILA	20.08
WB32	25	26.56	ATHENS	12.28
WB38	14	31.96	MARION	6.88	YW
WB42	24	36.30	BITTERROOT	2.54
WB44	43	38.84	HUBBARD
.....	Time Over Subdivision
.....	Average Speed per Hour

Westward trains are superior to eastward trains of the same class.
MOUNTAIN TIME GOVERNS FIRST, SECOND, THIRD, FIFTH AND SEVENTH SUBDIVISIONS.

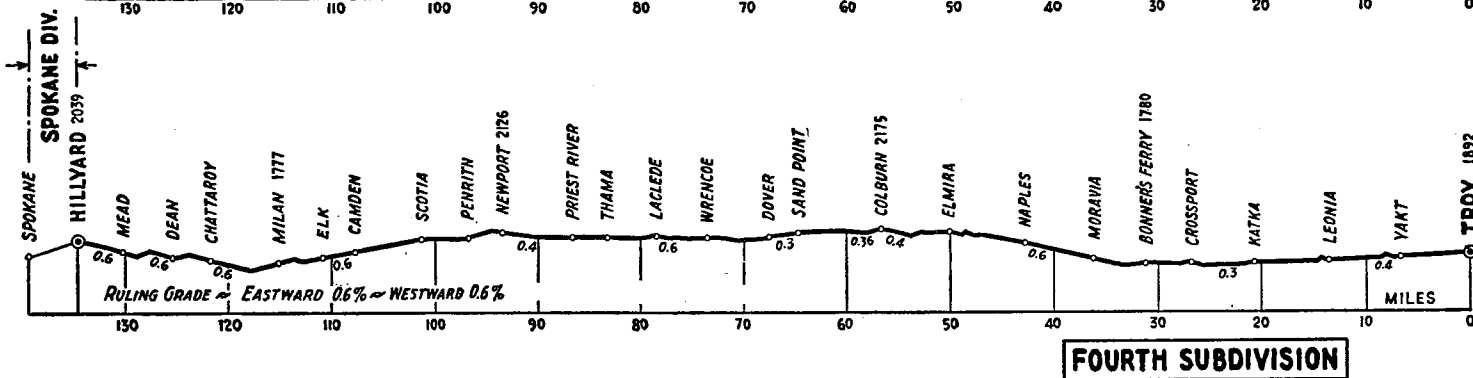
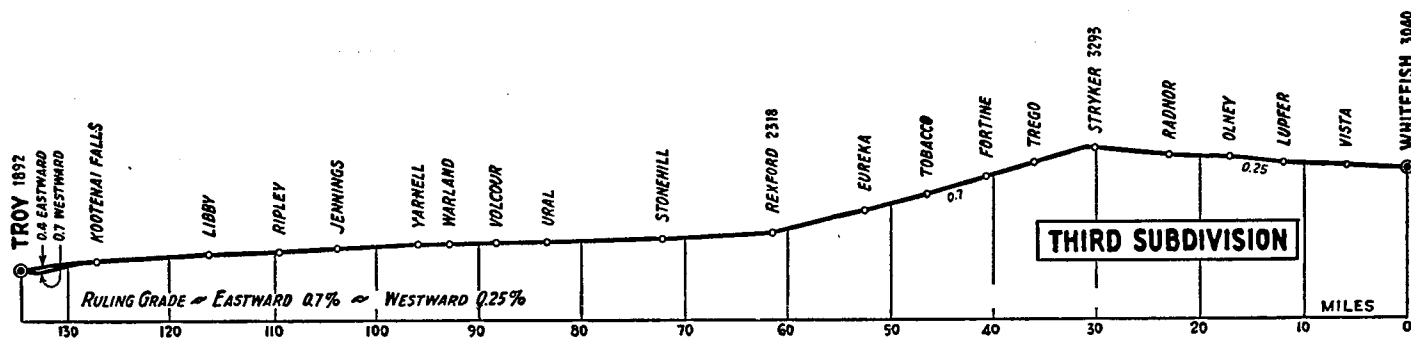
BUSINESS TRACKS NOT SHOWN AS STATIONS ON TIME TABLE.

Name	Location	Car Capacity	Opening
1st Subdivision			
Montana Power Spur (Three Tracks).....	4.50 miles east Cut Bank.....	8-10-14 24	East End
O'Neill Spur.....	1.50 miles west of Cut Bank.....		East End
2nd Subdivision			
Grizzly Spur (Two Tracks).....	5.2 miles east Coram.....	23-26 35	East End
Brent Pit.....	500 feet west Brent.....		West End
3rd Subdivision			
Warland Pit (Five Tracks).....	2.1 miles west Warland.....	148	Both Ends
4th Subdivision			
Bonnors Ferry Lbr. Co. Spur.....	0.75 miles east Bonnors Ferry.....	36	West End
Brown Timber Co. Spur.....	0.6 miles east Colburn.....	20	West End
Emerson Spur.....	0.7 miles east Colburn.....	65	West End
Albeni Falls Spur.....	2.7 miles east Newport.....	22	East End
Davies Spur.....	1.9 miles east Mead.....	34	East End
5th Subdivision			
Northwestern Lbr. Co. Spur.....	1.5 miles east Kalispell.....	63	East End
Yale Oil Co. Spur.....	1.3 miles east Kalispell.....	9	East End
6th Subdivision			
Allen's Spur.....	4.3 miles east Bonnors Ferry.....	6	East End
Watson's Spur.....	11.2 miles east Bonnors Ferry.....	2	West End
DeVoignes Spur.....	12.8 miles east Bonnors Ferry.....	4	East End
Camp 5 Spur.....	13.6 miles east Bonnors Ferry.....	11	Both Ends
Seelover's Spur.....	14.9 miles east Bonnors Ferry.....	2	East End
Dehlbom Spur.....	17.1 miles east Bonnors Ferry.....	4	West End
Edward's Spur.....	18.1 miles east Bonnors Ferry.....	8	West End
Camp 8.....	19.2 miles east Bonnors Ferry.....	18	Both Ends
Harper's Spur.....	21.5 miles east Bonnors Ferry.....	4	West End
Houck's Spur.....	21.8 miles east Bonnors Ferry.....	2	West End
K. V. Farm Spur.....	24.2 miles east Bonnors Ferry.....	5	West End
7th Subdivision			
Northwest Timber Co. Spur.....	1560 feet west Balls Crossing.....	9	East End
Mills Lbr. Co. Spur.....	2200 feet east of East Wye Switch Kalispell.....	3	West End
Batavia Spur (WB20).....	4.8 miles west Kalispell.....	8	East End
Kila Ore Spur.....	1.0 mile west Kila.....	15	East End
Giroux Spur.....	1.6 miles west Kila.....	8	East End

BLACKFOOT 4152



Elevation175



KALISPELL DIVISION