

EXAMINING SURGEONS

Dr. Ross C. Webb, Chief Surgeon, 1849 Medical Arts Bldg.
9th at Nicollet Ave., Minneapolis, Minn.
Dr. Ernest R. Anderson, Asst. Chief Surg., Minneapolis, Minn.
Dr. R. D. Campbell, Division Surgeon, Grand Forks, N. D.
Dr. G. M. Williamson, Division Surgeon, Grand Forks, N. D.
Drs. Kermott & Kermott, Division Surgeon, Minot, N. D.
Dr. Kent E. Darrow, Asst. Division Surg., Fargo, N. D.
Dr. P. H. Burton, Asst. Division Surg., Fargo, N. D.
Dr. W. F. Sihler, Asst. Division Surg., Devils Lake, N. D.
Dr. Frank Wheelon, Asst. Division Surg., Minot, N. D.
Dr. H. W. Goehrs, Asst. Division Surg., St. Cloud, Minn.
Dr. M. O. Oppegaard, Asst. Division Surg., Crookston, Minn.

OPHTHALMIC SURGEONS

(Eye Doctors)

Dr. Egil Boeckmann St. Paul, Minn.
Dr. C. N. Spratt Minneapolis, Minn.
Dr. M. B. Ruud Grand Forks, N. D.
Dr. W. T. Wenner St. Cloud, Minn.
Dr. Archibald D. McCannel Minot, N. D.

LOCAL SURGEONS

Dr. Bruce Boynton Ada, Minn.
Dr. A. Mahowald Albany, Minn.
Dr. A. D. Haskell Alexandria, Minn.
Dr. A. Mason Randall Ashby, Minn.
Dr. A. Cyr Barnesville, Minn.
Dr. J. A. Johnson Bottineau, N. D.
Dr. J. A. MacDonald Cando, N. D.
Dr. G. R. Waldren Cavalier, N. D.
Dr. O. L. Bertelson Crookston, Minn.
Dr. M. O. Oppegaard Crookston, Minn.
Dr. W. F. Sihler Devils Lake, N. D.
Dr. G. J. McIntosh Devils Lake, N. D.
Dr. W. L. Wallbank Dunseith, N. D.
Dr. A. N. Flaten Edinburg, N. D.
Dr. E. Ostergaard Evansville, Minn.
Dr. H. J. Fortin Fargo, N. D.
Dr. Kent E. Darrow Fargo, N. D.
Dr. P. H. Burton Fargo, N. D.
Dr. A. C. Baker Fergus Falls, Minn.
Dr. C. J. Glaspel Grafton, N. D.
Dr. G. M. Williamson Grand Forks, N. D.
Dr. R. D. Campbell Grand Forks, N. D.
Dr. H. D. Benwell Grand Forks, N. D.
Dr. R. W. Vance Grand Forks, N. D.
Dr. A. S. Berlin Hallock, Minn.
Dr. E. H. Richter Hunter, N. D.
Dr. Thos. M. Cable Hillsboro, N. D.
Dr. C. O. Haugen Larimore, N. D.
Dr. A. D. Strom Langdon, N. D.
Dr. A. B. Lund Leeds, N. D.
Dr. J. M. Muus McVie, N. D.
Dr. R. C. Little Mayville, N. D.
Drs. Kermott and Kermott Minot, N. D.
Dr. Frank E. Wheelon Minot, N. D.
Dr. A. A. Meyer Melrose, Minn.
Dr. E. W. Humphrey Moorhead, Minn.
Dr. M. T. Savre Northwood, N. D.
Dr. E. Haberman Osakis, Minn.
Dr. F. E. Weed Park River, N. D.
Dr. Howard Kaliher Pelican Rapids, Minn.
Dr. J. L. Delmore Roseau, Minn.
Dr. W. R. Fox Rugby, N. D.
Dr. O. W. Johnson Rugby, N. D.
Dr. H. W. Goehrs St. Cloud, Minn.
Dr. G. H. Goehrs St. Cloud, Minn.
Dr. D. W. Kohler St. Joseph, Minn.
Dr. John C. Grant Sauk Centre, Minn.
Dr. J. F. DuBois Sauk Centre, Minn.
Dr. O. S. Craise Towner, N. D.
Dr. Chas. M. Adkins Thief River Falls, Minn.
Dr. L. H. Landry Walhalla, N. D.
Dr. E. E. Greene Westhope, N. D.
Dr. C. H. Holmstrom Warren, Minn.

F. H. Stull, Chief Dispatcher.
W. P. Coliton, Trainmaster.
T. C. Basterash, Trainmaster.
W. J. O'Connor, Trainmaster.

**GREAT NORTHERN
RAILWAY COMPANY****DAKOTA
DIVISION****TIME
TABLE
83**

EFFECTIVE 12:01 A. M.

CENTRAL TIME

Sunday, June 12, 1949.

Be positive you have with you while on duty, **CURRENT
TIME TABLE and SPECIAL INSTRUCTIONS** relating
thereto.

T. A. JERROW, Superintendent.
M. J. WELSH, General Manager.
J. B. SMITH, General Superintendent Transportation.

2 WESTWARD

FIRST SUBDIVISION

EASTWARD

Station Numbers	Car Capacity		SECOND CLASS		FIRST CLASS				Distance from Rice Jct.	Time Table No. 83 Effective June 12, 1949			Distance from Moorhead Jct.	Telegraph Calls	SIGNS	FIRST CLASS				SECOND CLASS
	Sidings	Other Tracks	443	405	7	11	105	29		STATIONS	8	12				30	106	406		
			Daily	Daily	Daily	Daily	Daily Ex. Sunday	Daily			Daily	Daily				Daily	Daily	Daily Ex. Sunday	Daily	
82	73	23	L 11.15Pm	L 12.30Pm	L 9.57Pm	L 10.42Am		L 12.42Am	6.17	RICE JCT.	164.39	LJX	A 5.52Am	A 1.07Pm	A 6.27Pm		A 12.02Am			
85		4	11.26	12.57	10.05	s 10.49		12.52	8.94	ST. JOSEPH	158.22	JO	5.42	12.57	s 6.16		11.52			
90	72	24	406 11.38	1.18	10.15	s 11.01		1.02	14.34	COLLEGEVILLE	155.45	P		12.52	s 6.10					
96	72	51	11.50	1.35	10.22	s 11.10		1.11	20.39	AVON	150.05	VN	5.30	12.44	s 6.01		443 11.38			
102	99	39	11.59	1.49	10.29	s 11.20		1.20	26.66	ALBANY	144.00	BY	5.21	12.36	s 5.49		11.15			
108	79	82	12.09Am	2.01	10.36	s 11.31		1.31	32.62	FREESPORT	137.78	FR	5.12	12.27	s 5.37		10.55			
117	85	119	12.35	2.30	10.50	s 11.45	L 2.30Am	s 1.54	40.90	MELROSE	131.77	SU	5.03	12.19	s 5.26		7 10.36			
							A 2.33Am		41.06	SAUK CENTRE	123.49	AU	4.52	12.08Pm	s 5.10	A 4.00Pm	10.17			
									41.70	PARK RAPIDS JCT.	123.33	JP				L 3.55Pm				
124	99	27	12.50	2.50	11.01	f 11.56		2.05	48.70	N. P. Ry. Crossing	122.69	I								
130	99	80	12.59	3.05	11.08	s 12.06Pm		2.15	54.51	WEST UNION	115.69	WU	4.37	11.56	f 4.48		10.01			
136	99	81	1.08	3.17	11.15	s 12.15		2.24	60.17	OSAKIS	109.88	KS	4.29	11.47	s 4.38		9.50			
141	83	131	1.18	3.33	11.23	s 12.25		2.33	65.77	NELSON	104.22	N	4.21	11.37	s 4.26		9.40			
148	99	23	1.28	3.58	11.35	s 12.40		2.53	72.33	ALEXANDRIA	98.62	RA	4.12	11.28	s 4.16		9.30			
154	99	42	1.38	4.15	11.43	s 12.48		3.02	78.06	GARFIELD	92.06	G	3.57	11.14	s 3.58		9.20			
159	114	169	2.01	4.35	11.50	s 12.56		3.14	83.21	BRANDON	86.33	BN	3.47	11.05	s 3.47		9.10			
163		11				f 1.03			87.93	EVANSVILLE	81.18	NS	3.39	10.58	s 3.38		9.00			
168	110	29	2.20	4.55	12.02Am	s 1.10		3.27	92.12	MELBY	76.46	P			s 3.23					
178	99	32	2.35	5.10	12.12	s 1.20		3.38	99.82	ASHBY	72.27	B	3.27	10.45	s 3.16		8.35			
									110.26	DALTON	64.57	DO	3.16	10.35	s 3.04		8.20			
187	62	243	8 3.00	5.29	s 12.27	s 1.35		4.00	110.93	N. P. Ry. Crossing	54.13	IJ								
195	90	26	3.20	5.44	12.41	f 1.46		4.14	119.21	PELICAN JCT.	53.46	GS	3.00	10.21	s 2.45		7.55			
204	99	81	3.37	5.58	12.51	s 1.57		4.25	127.82	FERGUS FALLS	45.18	CA	2.43	10.07	f 2.28		7.40			
210	99	16	3.52	6.10	12.59	f 2.07		4.35	134.60	CARLISLE	36.57	RT	2.32	9.57	s 2.17		7.25			
217	Yard	515	4.05	6.25	s 1.13	s 2.22		4.55	141.81	ROTHSAY	28.79	WN	2.23	9.48	f 2.07		7.10			
226	79	32	4.20	6.40	A 1.15Am	s 2.35		4.57Am	142.85	LAWDALE	22.58	D	2.13	9.39	s 1.57		6.55			
232	49	32	4.32	6.59		s 2.45			149.80	BARNESVILLE	21.54	LJX	L 2.06Am	9.35	L 1.48Pm					
									156.37	BARNESVILLE JCT.	14.59	BK		9.26			406 6.40			
235		49				f 2.50			159.61	BAKER	8.02	SB		9.17			6.28			
			A 4.45Am	A 7.15Pm		A 2.58Pm			164.30	SABIN	4.78	P		9.12						
										RUTHRUFF		DNIJR								
										MOORHEAD JCT.		WX	L 9.06Am				L 6.15Pm			

AUTOMATIC BLOCK SIGNALS

TRAINS BETWEEN MOORHEAD JCT. AND FARGO JCT. BE GOVERNED BY MINOT DIVISION TIME TABLE.

5.30	6.45	3.18	4.16	.03	4.15	Time Over Subdivision	3.46	4.01	4.39	.05	5.47
29.4	24.3	43.2	33.5	3.2	33.6	Average Speed Per Hour	37.9	40.9	30.7	1.7	28.4

Westward trains are superior to eastward trains of the same class, Except Nos. 8 and 12 are superior to No. 105.

No. 12 will stop on flag at Brandon for revenue passengers destined Twin Cities or east thereof.

No. 29 will stop on flag at Brandon to discharge revenue passengers from Twin Cities or east thereof.

WESTWARD

THIRD SUBDIVISION

EASTWARD 3

Station Numbers	Car Capacity		SECOND CLASS		FIRST CLASS		Distance from Fargo Jct.	Time Table No. 83 Effective June 12, 1949	STATIONS	Telegraph Calls	Distance from PA Tower	SIGNS	FIRST CLASS		SECOND CLASS
	Sidings	Other Tracks	405	443	3	9							4	10	406
			Daily	Daily											
242			L 8.30Pm	L 5.15Am	L 3.30Pm	L 6.23Am		FARGO JCT.	F	74.68	BCDNJKO RWXY	A 3.50Pm	A 10.20Pm	A 3.00Pm	
250	78	40	8.50	5.30	3.40	s 6.33	7.44	HARWOOD	WD	67.24	DP	3.40	f 10.09	2.42	
256	50	84	9.05	5.40	3.48	s 6.42	13.08	ARGUSVILLE	SI	61.65	DP	3.31	s 10.00	2.30	
268	108	50	9.20	5.52	3.58	s 6.52	19.87	GARDNER	GA	54.81	DP	3.21	s 9.49	2.15	
269	50	44	9.38	6.02	4.06	s 7.01	26.16	GRANDIN	GN	48.52	DP	3.12	s 9.38	2.02	
275		82	9.57	6.11	4.15	s 7.10	32.26	KELSO	CS	42.42	DP	3.04	s 9.28	1.50	
281	210	110	10.10	6.28	4.24	s 7.22	38.00	HILLSBORO	HS	36.68	DNPW	s 2.56	s 9.18	1.35	
289	78	86	10.25	6.42	4.34	s 7.34	45.83	CUMMINGS	MU	28.85	DP	2.46	s 9.03	1.13	
295	50	49	10.37	6.51	4.41	s 7.44	51.88	BUXTON	BU	22.80	DP	2.39	s 8.52	1.01	
300	77	58	10.47	6.59	4.47	s 7.52	56.78	REYNOLDS	RD	17.90	DP	2.33	s 8.42	12.50	
307	110	77	11.00	7.10	4.56	s 8.03	63.95	THOMPSON	ON	10.73	DP	2.24	s 8.30	12.35	
312		37	11.09	7.19	5.02	f 8.11	68.87	MERRIFIELD		5.81	P DNIJ XY	2.18	f 8.20	12.25	
317			A 11.20Pm	A 7.30Am	A 5.10Pm	A 8.20Am	74.68	PA TOWER	PA			L 2.10Pm	L 8.10Pm	L 12.10Pm	
			2.50 26.3	2.15 38.1	1.40 44.8	1.57 38.3		Time Over Subdivision Average Speed Per Hour				1.40 44.8	2.10 34.4	2.50 26.3	

TRAINS BETWEEN FARGO JCT. AND MOORHEAD JCT. BE GOVERNED BY MINOT DIVISION TIME TABLE.

Westward trains are superior to eastward trains of the same class.
 No. 8 Stops at any Station between Fargo and Grand Forks to pick up revenue passengers for points west of Williston where No. 3 is scheduled to stop.

WESTWARD

FOURTH SUBDIVISION

EASTWARD

Station Numbers	Car Capacity		THIRD CLASS	FIRST CLASS				Distance from Crookston Yard	Time Table No. 83 Effective June 12, 1949	STATIONS	Telegraph Call	Distance from Grand Forks	SIGNS	FIRST CLASS					SECOND CLASS	
	Sidings	Other Tracks	(406) 607	(136) 133	131	29	35							7	(135) 134	30	132	36	8	(405) 404
			Daily Ex. Sun.	Daily Ex. Sun.	Daily Ex. Sun.	Daily	Daily Ex. Mon.							Daily	Daily Ex. Sun.	Daily	Daily Ex. Sun.	Daily Ex. Sun.	Daily	Daily
A298	Yard	495	L 7.40Pm			L 6.05Am		CROOKSTON YARD	CA	27.13	BCJNPR WXY	A 8.05Am		A 12.14Am						
			7.42	L 8.56Am	L 7.13Am	6.06	L 3.17Am	0.81	CROOKSTON JCT.		26.32	JPWX	8.03	A 11.43Am	A 6.45Pm	12.12	A 12.02Am			
A299		178	A 7.45Pm	s 9.05	s 7.25	s 6.20	s 3.30	1.98	CROOKSTON	C	25.15	BDNK RX	L 8.00Am	s 11.41	s 6.40	12.09	s 11.59			
		62	L 7.45Am	A 9.13Am	7.28	6.23	A 3.33Am	3.55	NOYES JCT.		24.02	JPXY		11.34	L 6.20Pm	11.29	L 11.46Pm			
M5	49		7.55		7.33	6.28		7.00	HIXON		20.13	P		11.29		11.23				
M10	111	51	8.15		s 7.41	s 6.36		12.77	FISHER	FH	14.30	DP		f 11.22		f 11.13	1.08			
M18	50	18	8.30		f 7.50	f 6.46		20.20	MALLORY	RY	6.93	DP		f 11.13		f 11.01	12.53			
M24	Yard	478	8.50		s 8.00	s 6.55		26.34	EAST GRAND FORKS	EA	0.79	X BCDNK ORWX		s 11.05		s 10.51	12.40			
320	Yard	2966	A 9.00Am		A 8.05Am	A 7.00Am		27.13	GRAND FORKS	GF			L 11.00Am		L 10.45Pm		L 12.30Am			
			1.15 18.8	.05 23.7	.17 8.1	.52 30.3	.55 29.6	.16 8.6	Time Over Subdivision Average Speed Per Hour				.05 23.7	.43 36.7	.25 5.5	1.29 18.3	.16 8.6	1.00 24.0		

Westward trains are superior to eastward trains of the same class.

4 WESTWARD

FIFTH SUBDIVISION

Station Number	Car Capacity		THIRD CLASS		SECOND CLASS		FIRST CLASS							Distance from Grand Forks	Time Table No. 83 Effective June 12, 1949 STATIONS	Telegraph Calls		
	Sidings	Other Tracks	629	631	205	307	(10)	(208)	(4)	209	207	9						
			Daily	Daily	Daily Ex. Sun.	Daily Ex. Sun.	Daily	Daily Ex. Sun.	Daily	Daily Ex. Sun.	Daily	Daily Ex. Sun.	Daily					
320	Yard	2966			L 9.25Am	L 9.20Am		L 7.55Pm		L 5.25Pm	L 4.00Pm	L 1.55Pm			L 8.45Am	1.90	GRAND FORKS. 1.90	GF
317			L 6.00Pm		9.31	A 9.30Am		A 8.10Pm		5.35	4.05	A 2.10Pm			8.58	2.58	UNIVERSITY ... 0.69	PA
326		22	6.15		f 9.39					f 4.13						6.71	PA TOWER ... 4.12	
330		79	6.38		9.48					5.48	4.20				9.09	11.06	POWELL ... 4.35	
335		78	10.12		s 9.58					5.54	s 4.29				9.16	18.70	EMERADO ... 6.03	DO
341		73	7.40		s 10.09					6.02	s 4.40				9.25	21.73	ARVILLA ... 6.03	RF
347	Yard	709	8.20		s 10.20					6.11	A 4.55Pm			s 9.36	27.76	LARIMORE ... 2.38	LARIMORE ...	KI
354		71	8.45		A 10.25Am					6.21				f 9.46	30.14	HANNAH JCT. ... 4.79	HANNAH JCT. ...	
361		100	9.10							6.31				s 9.58	41.66	NIAGARA ... 6.30	NIAGARA ...	NA
367		71	9.30							6.40				s 10.09	47.96	PETERSBURG ... 5.76	PETERSBURG ...	BE
373		100	9.55							6.48				s 10.19	53.72	MICHIGAN ... 4.69	MICHIGAN ...	HI
378		72	10.15							6.54				s 10.27	58.41	MAPES ... 5.71	MAPES ...	MA
383		71	10.45							L 4.42Pm	s 7.03			L 10.50Am	64.12	LAKOTA ...	LAKOTA ...	B
387		70	11.05							s 4.52	7.09			A 10.52Am	64.45	SARLES JCT. ... 3.74	SARLES JCT. ...	
393		72	11.25							s 5.05	7.15			s 10.50	68.19	BARTLETT ... 4.90	BARTLETT ...	BA
397		74	11.45							s 5.18	7.21			s 10.58	73.09	DOYON ... 4.81	DOYON ...	DY
403		70	12.01Am							f 5.30	7.29			f 11.06	77.90	CRARY ... 5.81	CRARY ...	CY
408	Yard	702	A 12.30Am	L 6.00Am						A 5.45Pm	s 7.47			L 1.40Pm	88.72	DEVILS LAKE ... 4.20	DEVILS LAKE ...	WS
415		73	6.30							8.01				f 1.55	92.92	M. St. P. & S. M. R. R. Co. 2.90	M. St. P. & S. M. R. R. Co.	
421		76	6.50							8.09				s 2.05	95.82	GRAND HARBOR ... 5.88	GRAND HARBOR ...	
427		115	7.30							8.17				A 2.15Pm	101.70	PENN ... 5.97	PENN ...	PN
434		70	7.50							8.26				f 12.30	107.67	CHURCHS FERRY ... 7.15	CHURCHS FERRY ...	FY
438		70	8.15							8.31				f 12.39	114.82	NILES ... 4.27	NILES ...	
445		81	8.35							8.39				s 12.50	119.09	LEKDS ... 6.32	LEKDS ...	JD
451		56	9.00							8.47				s 1.00	125.41	YORK ... 6.00	YORK ...	XN
456		70	9.20							8.55				s 1.09	131.41	KNOX ... 5.82	KNOX ...	OX
460		50	9.40							9.01				f 1.17	138.93	PLEASANT LAKE ... 4.38	PLEASANT LAKE ...	A
465		124	10.35							s 9.13				s 1.40	141.31	FERO ... 4.65	FERO ...	
471		70	11.01							9.20				s 1.50	145.96	RUGBY ... 5.22	RUGBY ...	RU
477		71	11.30							9.29				s 2.01	151.18	TUNBRIDGE ... 6.29	TUNBRIDGE ...	UN
484		69	12.15Pm							f 9.39				s 2.17	157.47	BERWICK ... 7.47	BERWICK ...	BK
492		70	12.45							9.50				f 2.31	164.94	TOWNER ...	TOWNER ...	OW
504		70	1.25							10.09				s 2.57	173.65	DENBIGH ... 12.15	DENBIGH ...	
512		71	1.57							10.19				s 3.09	183.80	GRANVILLE ... 6.36	GRANVILLE ...	J
519		70	2.19							10.29				s 3.22	192.66	NORWICH ... 7.23	NORWICH ...	CH
			A 2.20Pm							A 10.30Pm				A 3.23Pm	199.89	SURREY ... 11	SURREY ...	SR
			6.30	8.20	1.00	.10		.15	1.03	5.05	.55	.15	.35	.02	200.00	6.38	M. D. JCT. ...	
			13.6	13.3	30.1	15.5		10.0	23.4	39.3	30.2	10.0	32.5	10.0	80.1			

Double Track

GRAND FORKS.	1.90
UNIVERSITY ...	0.69
PA TOWER ...	4.12
POWELL ...	4.35
OJATA ...	4.64
EMERADO ...	6.03
ARVILLA ...	6.03
LARIMORE ...	2.38
HANNAH JCT. ...	4.79
SHAWNEE ...	6.73
NIAGARA ...	6.30
PETERSBURG ...	5.76
MICHIGAN ...	4.69
MAPES ...	5.71
LAKOTA ...	0.38
SARLES JCT. ...	3.74
BARTLETT ...	4.90
DOYON ...	4.81
CRARY ...	5.81
KEITH ...	5.21
DEVILS LAKE ...	4.20
M. St. P. & S. M. R. R. Co.	2.90
GRAND HARBOR ...	5.88
PENN ...	5.97
CHURCHS FERRY ...	7.15
NILES ...	4.27
LEKDS ...	6.32
YORK ...	6.00
KNOX ...	5.82
PLEASANT LAKE ...	4.38
FERO ...	4.65
RUGBY ...	5.22
TUNBRIDGE ...	6.29
BERWICK ...	7.47
TOWNER ...	8.71
DENBIGH ...	12.15
GRANVILLE ...	6.36
NORWICH ...	7.23
SURREY ...	11
M. D. JCT. ...	

AUTOMATIC BLOCK SIGNALS

Westward trains are superior to eastward trains of the same class, except No. 4 is superior to Nos. 200, 207 and 201, and No. 10 is superior to Nos. 209 and 211.
No. 9 will stop on flag at stations between Grand Forks and Larimore to pick up revenue passengers for points west of Larimore.

Time Over Subdivision
Average Speed Per Hour

FIFTH SUBDIVISION

EASTWARD 5

Time Table No. 83 Effective June 12, 1949	Distance from M. D. Junction	SIGNS	FIRST CLASS							SECOND CLASS		THIRD CLASS		
			(9) 144	(207) 212	4	202	210	10	(3) 142	208	206	308	632	630
			Daily	Daily Ex. Sun.	Daily	Daily Ex. Sun.	Daily Ex. Sun.	Daily	Daily	Daily Ex. Sun.	Daily Ex. Sun.	Daily Ex. Sun.	Daily	Daily
Double Track GRAND FORKS 1.00 UNIVERSITY 0.69 PA TOWER 4.12 POWELL 4.35 OJATA	200.00	BCDNK ORWX	A 8.25Am		A 1.45Pm	A 12.55Pm		A 7.35Pm	A 5.15Pm		A 6.55Pm	A 7.05Pm		
	198.10	P												
4.64 EMERADO 6.03 ARVILLA 6.08 LARIMORE 2.38 HANNAH JCT. 4.79 SHAWNEE	197.41	DNIJXY	L 8.20Am		1.39	12.50		7.30	L 5.10Pm		³⁰⁸ 6.50	²⁰⁶ L 6.55Pm	A 12.01Am	
	198.29	P			f 12.44						f 6.44		11.50	
5.76 MICHIGAN 4.69 MAPES 5.71 LAKOTA	188.94	P			1.28	12.37		7.19			⁶²⁹ 6.38		11.40	
	184.80	DP			1.21	f 12.28		⁶²⁹ 7.12			s 6.30		11.25	
6.73 NIAGARA 6.30 PETERSBURG 5.76 MICHIGAN 4.69 MAPES 5.71 LAKOTA	178.27	DP			1.13	f 12.17		7.04			s 6.21		11.10	
	172.24	BDNJK PRWXY			1.05	L 12.05Pm		s 6.55			s ³ 6.11		10.50	
0.33 SARLES JCT. 3.74 BARTLETT 4.90 DOYON 4.81 CRARY 5.61 KEITH	169.86	JPX						6.48			L 6.03Pm		10.10	
	165.07	P			12.56			f 6.41						
5.21 DEVILS LAKE 4.20 M. S.P. & S.S.M.R. R. Co. 2.90 GRAND HARBOR 5.88 PENN. 5.97 CHURCH'S FERRY	158.89	DPW			12.47			³ 6.31					9.50	
	153.04	DP			12.39			s 6.19					⁶²⁹ 9.30	
7.15 NILES 4.27 LEEDS 6.32 YORK 6.00 KNOX 5.52 PLEASANT LAKE	146.28	DPW			12.31			s 6.08					8.55	
	141.69	DP			12.25			s 5.58					8.35	
4.38 FERO 4.65 RUGBY 5.22 TUNBRIDGE 6.29 BERWICK 7.47 TOWNER	135.88	DNPRX	A 10.20Am		s 12.17			s 5.48		²¹¹ A 4.32Pm			8.10	
	135.55	JXYP								L 4.30Pm				
8.71 DENBIGH 12.15 GRANVILLE 6.86 NORWICH 7.23 SURREY 11 M. D. JCT.	131.81	DP		s 10.06	12.10			s 5.36					7.35	
	126.91	DPW		s 9.56	12.04Pm			s 5.28					³ 7.15	
4.38 FERO 4.65 RUGBY 5.22 TUNBRIDGE 6.29 BERWICK 7.47 TOWNER	122.10	DP		s 9.46	11.58			s ²¹¹ 5.18					6.45	
	116.49	P		f 9.35	11.50			f 5.08					6.25	
5.21 DEVILS LAKE 4.20 M. S.P. & S.S.M.R. R. Co. 2.90 GRAND HARBOR 5.88 PENN. 5.97 CHURCH'S FERRY	111.28	BCDNJK ORWXY	L 9.25Am		⁹ s 11.42		A 10.35Am	s 4.58					A 2.45Pm	
	107.08	I											L 6.05Pm	
7.15 NILES 4.27 LEEDS 6.32 YORK 6.00 KNOX 5.52 PLEASANT LAKE	104.18	P			11.28		f 10.21	f 4.40					2.25	
	98.30	DP			11.20		s 10.10	s 4.31					²⁰⁹ 2.05	
4.38 FERO 4.65 RUGBY 5.22 TUNBRIDGE 6.29 BERWICK 7.47 TOWNER	92.32	BDJPR WXY			11.12		L 9.59Am	s 4.21					1.35	
	85.18	P			11.03			f 4.10					1.01	
8.71 DENBIGH 12.15 GRANVILLE 6.86 NORWICH 7.23 SURREY 11 M. D. JCT.	80.91	DPW			10.58			s 4.03					⁹ 12.39Pm	
	74.59	BDJP WXY			10.50			s 3.52					11.55	
4.38 FERO 4.65 RUGBY 5.22 TUNBRIDGE 6.29 BERWICK 7.47 TOWNER	68.59	DP			10.42			s 3.41					11.32	
	63.07	DP			10.34			s 3.33					11.10	
4.38 FERO 4.65 RUGBY 5.22 TUNBRIDGE 6.29 BERWICK 7.47 TOWNER	58.69	P			10.28			f 3.27					10.50	
	54.04	BCDNJK PWXY			⁶³¹ s 10.21			s 3.20					⁶³¹ 10.35	
8.71 DENBIGH 12.15 GRANVILLE 6.86 NORWICH 7.23 SURREY 11 M. D. JCT.	48.82	DP			⁶³² 10.11			s 3.05					⁴ 10.11	
	42.53	DP			10.03			s 2.56					9.40	
4.38 FERO 4.65 RUGBY 5.22 TUNBRIDGE 6.29 BERWICK 7.47 TOWNER	35.06	BDJKP WXY			f 9.53			s 2.46					9.05	
	26.35	P			9.41			f ⁹ 2.31					8.20	
4.38 FERO 4.65 RUGBY 5.22 TUNBRIDGE 6.29 BERWICK 7.47 TOWNER	14.20	BDJKP WXY			9.25			s 2.14					7.35	
	7.24	DP			9.16			s ⁶³¹ 1.57					7.00	
4.38 FERO 4.65 RUGBY 5.22 TUNBRIDGE 6.29 BERWICK 7.47 TOWNER	.11	DNR			9.06			s 1.46					6.31	
		IJ			L 9.05Am			L 1.45Pm					L 6.30Am	

Time Over Subdivision
Average Speed Per Hour

31.1 .05 .55 4.40 50 .36 5.50 .05 .02 84.7 .10 8.15 5.56
26.9 43.9 33.3 81.3 34.8 31.1 10.0 15.5 13.4 14.9

Westward trains are superior to eastward trains of the same class, except No. 4 is superior to Nos. 209, 207 and 201, and No. 10 is superior to Nos. 208 and 211.

6 WESTWARD

SIXTH SUBDIVISION

EASTWARD

Station Numbers	Car Capacity		SECOND CLASS				Distance from Fergus Falls	Time Table No. 83		Telegraph Calls	SIGNS	SECOND CLASS						
	Other Tracks							Effective June 12, 1949										
						301						302						
						Daily Ex. Sunday						Daily Ex. Sunday						
187						L 1.40Pm				GS	BDN RWX	A 9.20Am						
TRAINS BETWEEN PELICAN JCT. AND FERGUS FALLS BE GOVERNED BY FIRST SUBDIVISION SCHEDULES.																		
						A 1.42Pm	0.67					IJ	L 9.17Am					
TRAINS BETWEEN EAST N. P. RY. JCT. AND WEST N. P. RY. JCT. BE GOVERNED BY NORTHERN PACIFIC TIME TABLE.																		
						L 1.43	0.94						A 9.15					
L-8	9					s 2.01	8.81						s 8.51					
L-16	25					s 2.23	16.85			BH	D	s 8.28						
L-31	59					A 2.45Pm	22.85			P	BCDRW	L 8.10Am						
						1.05						1.10						
						20.6						19.2						
Time Over Subdivision Average Speed Per Hour																		

Westward trains are superior to eastward trains of the same class.

WESTWARD

SEVENTH SUBDIVISION

EASTWARD

Station Numbers	Car Capacity		THIRD CLASS		FIRST CLASS		Distance from Nolan	Time Table No. 83		Telegraph Calls	Distance from Devils Lake	SIGNS	FIRST CLASS		THIRD CLASS			
	Sidings	Other Tracks		601		209		Effective June 12, 1949					210		602	Daily Ex. Sunday	Tue., Thur. and Sat.	
FB41						L 9.45Am				W	101.38	DNIJ RW	A 7.45Pm					
T16	Yard	261		L 10.20Am		s 10.01	1.53			GE	99.85	BDPRXY	s 7.37		A 5.15Pm			
T23		84		10.55		s 10.17	8.65			CG	92.78	DP	s 7.17		4.55			
T29		75		11.20		s 10.40	14.92			HO	86.46	DP	s 7.02		4.20			
T36		87		11.40		s 10.57	21.26			BN	80.12	DP	s 6.45		3.55			
T39		28		11.50		f 11.03	24.18				77.20	P	f 6.38		3.30			
							26.78				74.60	W						
T44		41		12.25Pm		s 11.25	29.25			FN	72.12	DP	s 6.28		3.05			
T50		88		12.45		s 11.47	35.75			QN	65.63	DP	s 6.12		2.30			
T57	47	72		1.20		s 12.10Pm	42.81			NE	58.57	CDP	s 5.55		1.45			
T62		80		1.35		s 12.25	47.79			KN	53.59	DP	s 5.38		1.05			
T68		45		2.00		s 12.47	53.73			VI	47.65	DP	s 5.23		2.09 12.47			
T75		99		2.20		s 1.03	61.05			K	40.33	DP	s 5.06		12.10Pm			
T81		40		2.40		s 1.22	66.81			N	34.57	DP	s 4.51		11.44			
T88		81		2.57		s 1.38	73.17			HM	28.21	DP	s 4.36		11.00			
T94		51		3.30		s 2.00	79.56			WA	21.82	DPW	s 4.21		10.30			
T101		44		4.05		s 2.17	86.84			KY	14.54	DP	s 4.05		9.50			
T110		30		4.35		s 2.37	96.10			NR	5.28	DP	s 3.45		9.25			
408	Yard	678		A 4.55Pm		A 2.50Pm	101.38			WS		BCDNJK ORWXY	L 3.30Pm		L 9.00Am			
				6.35		5.05							4.15		8.15			
				15.1		19.9							23.5		12.1			
Time Over Subdivision Average Speed Per Hour																		

Westward trains are superior to eastward trains of the same class.

Delores Mission Spur is a flag stop for trains 209, 210, 601 and 602.

WESTWARD

EIGHTH SUBDIVISION

EASTWARD 7

Station Numbers	Car Capacity		THIRD CLASS		FIRST CLASS		Distance from Vance	Time Table No. 83		Telegraph Calls	Distance from Larimore	SIGNS	FIRST CLASS		THIRD CLASS	
	Sidings	Other Tracks	591		197			Effective June 12, 1949					198		592	
			Mon., Wed. and Fri.	Daily Ex. Sun.	Daily Ex. Sun.	Tues., Thur. and Sat.										
STATIONS																
FS23	69		L	8.55Am	L	8.40Am		VANCE		66.07	JPYR	A	8.25Pm	A	3.45Pm	
R70		37		9.15	s	8.55	4.93	4.08 ARTHUR	AU	61.14	DP	s	8.08		3.20	
R76		34		9.40	s	9.12	10.98	6.08 HUNTER	UN	55.11	DP	s	7.52		2.35	
R82		30		9.55	f	9.24	16.74	5.78 GREENFIELD		49.33		f	7.32		2.00	
R85		23		10.05	f	9.31	19.47	2.73 PRESTON		46.60		f	7.25		1.45	
R87		43		10.20	s	9.39	21.64	3.17 BLANCHARD	CD	44.43	DP	s	7.18		1.35	
R93		24		10.40	f	9.52	27.98	6.34 MURRAY		38.09	P	f	7.03		12.55	
R99		204		11.40	s	10.15	33.52	5.54 MAYVILLE	MV	32.55	DPW	s	6.45		12.15Pm	
R108		19		12.01Pm	f	10.25	38.48	4.96 PORTLAND JCT.		27.59	JPY	f	6.21		11.20	
R110		171		12.45	s	10.50	45.00	6.52 NATTON	HT	21.07	DP	s	6.07		10.50 ¹⁹⁷	
R118		168		1.25	s	11.20	53.49	8.49 NORTHWOOD	WD	12.58	DPW	s	5.42		10.25	
R125		44		1.50	s	11.37	59.76	6.27 KEMPTON	MT	6.31	BD BDNJK PRWXY	s	5.17		9.52	
847	Yard	709		2.10Pm	A	11.52Am	66.07	6.31 LARIMORE	KI			L	5.01Pm	L	9.00Am	
				5.15 12.6		3.12 20.6		Time Over Subdivision Average Speed Per Hour					3.24 19.4		6.45 9.8	

Westward trains are superior to eastward trains of the same class.

WESTWARD

NINTH SUBDIVISION

EASTWARD

Station Numbers	Car Capacity		SECOND CLASS		Distance from Erie Jct.	Time Table No. 83		Telegraph Calls	Distance from Portland Jct.	SIGNS	SECOND CLASS	
	Sidings	Other Tracks	341			Effective June 12, 1949					342	
			Tues., Thurs. and Sat.			Tues., Thurs. and Sat.						
STATIONS												
815			L	9.55Am		ERIE JCT.		22.86	JPR	A	1.35Pm	
820		27	s	10.05	1.68	1.65 ERIE		31.23		s	1.30	
831		35	s	10.35	12.37	10.74 GALESBURG		20.49		s	12.55	
836		29	s	10.50	17.79	5.42 CLIFFORD		15.07		s	12.40	
842		13	s	11.05	24.09	6.30 ROSEVILLE		8.77		s	12.25	
847	24	40	s	11.25 ⁸⁴²	28.34	4.25 PORTLAND	BA	4.52	D	s	12.10Pm	
R103		19	A	11.40Am	33.86	4.52 PORTLAND JCT.			JPRY	L	11.50Am	
				1.45 18.8		Time Over Subdivision Average Speed Per Hour					1.45 18.8	

Westward trains are superior to eastward trains of the same class.

8 WESTWARD

TENTH SUBDIVISION

EASTWARD

Station Numbers	Car Capacity		THIRD CLASS	SECOND CLASS	FIRST CLASS			Distance from Barnesville Jct.	Time Table No. 83			Telegraph Calls	Distance from Noyes	SIGNS	FIRST CLASS			THIRD CLASS	
	Siding	Other Tracks	547	405	131	29	7		Effective June 12, 1949						30	132	8	406	548
			Mon., Wed. and Fri.	Daily	Daily Ex. Sunday	Daily	Daily		Daily	Daily	Daily Ex. Sunday								
STATIONS																			
A225			L 6.00Am			L 4.57Am	L 1.15Am	6.72	BARNESVILLE JCT.	172.08	LJPX	A 1.48Pm		A 2.06Am		A 3.30Pm			
A231	89		6.45			f 5.07	1.25	6.72	DOWNER	165.36	DO	s 1.38		1.56		3.00			
A235	14		7.01					12.18	CRAWFORD	159.90						2.30			
A242	41	81	7.45			s 5.24	s 1.43	16.39	N. P. Ry. Crossing GLYNDON	155.69	ND	s 1.25		s 1.43		2.15			
A250	88		8.10			f 5.35	1.53	23.07	AVERILL	149.01	A	f 1.11		1.27		1.35			
A255	38		8.45			s 5.47	2.04	30.91	FELTON	141.17	FN	s 12.59		1.16		1.10			
A260	43		9.15			s 5.59	2.14	38.01	BORUP	134.07	BO	s 12.48		1.07		12.48			
A265	11		9.30			f 6.05	2.19	41.21	WHEATVILLE	130.87		f 12.42		1.02		12.20			
A268	48	147	10.45			s 6.17	s 2.30	46.34	ADA	126.84	J	s 12.35		s 12.55		12.01Pm			
A271	81		11.05			f 6.25	2.38	51.26	HADLER	120.82		f 12.24		12.45		11.00			
A275	37		11.35			s 6.34	2.45	56.09	LOCKHART	116.99	K	s 12.17		12.39		10.35			
A282	42		12.07Pm			s 6.45	2.54	63.26	BELTRAMI	108.82	DA	s 12.07Pm		12.30		10.00			
A288	24		12.45			f 6.54	3.02	69.24	GREENVIEW	102.84		f 11.58		12.22		9.35			
A292	12		1.25			f 7.02	3.08	78.63	KITTSOM	98.45		f 11.52		12.16		9.20			
			1.55			L 8.53Am	7.10	78.49	M. N. JCT.	93.59	JX	A 6.48Pm		12.09		9.05			
A298	Yard	495	A 2.00Pm					79.04	CROOKSTON YARD	93.61	CA	BCJNP RWXY				L 9.00Am			
						A 8.56Am	A 7.13Am	A 3.17Am	79.28	92.80	JPWX	L 11.43Am	L 6.45Pm	L 12.02Am					

TRAINS BETWEEN CROOKSTON YARD AND NOYES JCT. WILL BE GOVERNED BY FOURTH SUBDIVISION SCHEDULES.

A308	62		L 2.00Am	L 9.13Am		L 3.33Am	82.08	2.80	NOYES JCT.	80.00	JPXY	A 6.20Pm	A 11.46Pm	A 6.40Am			
							83.51	1.43	N. P. RY. CROSSING	88.57							
	25		2.30	f 9.23		3.40	87.07	3.56	SHIRLEY	85.01	P	f 6.12	11.39	6.20			
							91.53	4.51	N. P. RY. CROSSING	80.50	I						
A318	84		2.59	s 9.36		3.49	94.33	2.75	EUCLID	77.75	CD	s 6.00	11.30	5.40			
A321	50		3.30	s 9.52		4.00	102.47	8.14	ANGUS	69.61	GU	s 5.45	11.20	4.44			
A329	50	96	7-406 4.14	s 10.13		4.14	110.95	8.48	M. St. P. & S. M. R. R. Cross. WARREN	61.13	W	s 5.31	s 11.09	7-405 4.14			
A339	58		4.45	s 10.36		f 4.26	120.76	9.81	ARGYLE	51.32	AG	s 5.14	f 10.57	3.30			
A348	102		5.30	s 10.59		f 4.38	129.21	8.45	STEPHEN	42.87	NE	s 4.59	f 10.46	3.01			
A356	87		6.05	s 11.19		4.50	137.74	8.53	DONALDSON	34.34	AN	s 4.44	10.35	2.30			
A361	46		6.25	s 11.33		4.58	143.55	4.81	KENNEDY	29.53	KY	s 4.36	10.28	2.10			
A370	56	42	6.55	s 11.59		s 5.13	151.81	9.26	HALLOCK	30.27	KA	s 4.20	s 10.16	1.40			
A376	40		7.20	s 12.15Pm		5.22	157.37	5.56	NORTHCOTE	14.71	NC	s 4.09	10.06	12.55			
A388	84		8.04	s 12.33		5.31	164.03	8.66	HUMBOLDT	8.05	HU	s 3.57	9.57	12.30			
A390	11			12.45			169.57	5.54	ST. VINCENT JCT.	2.51	JPXY		3.45				
	18			s 12.59			171.36	1.79	ST. VINCENT	4.30	8Y	s 3.40					
A391	Yard	78	8.15			5.40	169.57	2.51	ST. VINCENT JCT.	2.51	JPXY		3.35	9.49			
			A 8.30Am	A 1.20Pm		A 5.45Am	172.08	2.51	NOYES		BCD NJK PRX	L 3.30Pm	L 9.45Pm	L 12.01Am			
			8.00	6.30	4.37	2.16	4.30	Time Over Subdivision Average Speed Per Hour					2.05	3.18	4.21	6.39	6.30
			9.8	18.8	21.0	34.9	38.2					39.6	23.3	39.5	13.5	12.1	

Westward trains are superior to eastward trains of the same class.

WESTWARD				ELEVENTH SUBDIVISION				EASTWARD				
Station Numbers	Car Capacity		THIRD CLASS	FIRST CLASS	Distance from Moorhead	Time Table No. 83 Effective June 12, 1949	Telegraph Calls	Distance from Crookston Yard	SIGNS	FIRST CLASS	THIRD CLASS	
	Sidings	Other Tracks	555	131						132	556	
			Tues. Thur. and Sat.	Daily Ex. Sunday	STATIONS			Daily Ex. Sunday			Mon. Wed. and Fri.	
			L 7.00Am	L 6.43Am					DNJ RWX	A 9.08Pm	A 2.50Pm	
P 54	30		7.45	s 7.01	8.03	MOORHEAD	GS	58.48	D	f 8.51	2.05	
P 61	70		8.25	s 7.12	14.86	KRAGNES	WN	51.65	D	s 8.36	1.35	
P 68	29		8.55	s 7.26	21.50	GEORGETOWN	PY	45.01	D	s 8.21	12.55	
P 74	39		9.30	s 7.38	27.49	PERLEY	RH	39.02	D	s 8.06	12.20Pm	
					29.19	HENDRUM						
					33.61	WATER TANK		37.82	W			
P 80	103		10.15	s 7.53	38.61	HALSTAD	SD	32.90	D	s 7.52	11.35	
P 87	43		10.55	s 8.06	41.15	SHELLY	S	25.86	D	s 7.36	10.59	
P 92	104		11.30	s 8.16	45.92	NIELSVILLE	NS	20.59	D	s 7.25	10.35	
P 97	38		12.10Pm	s 8.27	51.47	CLIMAX	CX	15.04	D	s 7.14	10.10	
P108	53		12.40	s 8.38	57.37	ELDRED	RD	9.14	D	s 7.03	9.45	
P109	15		1.05	f 8.48	63.29	GIRARD		3.22		f 6.53	9.10	
			A 1.20Pm	A 8.53Am	66.96	W. N. JCT.		0.55	JX	L 6.48Pm	L 9.00Am	
			6.20	2.10						2.20	5.50	
			10.4	30.4						28.5	11.3	
Time Over Subdivision Average Speed Per Hour												

Westward trains are superior to eastward trains of the same class.

WESTWARD				TWELFTH SUBDIVISION				EASTWARD				
Station Numbers	Car Capacity		THIRD CLASS	FIRST CLASS	Distance from Red Lake Falls Jct.	Time Table No. 83 Effective June 12, 1949	Telegraph Calls	Distance from Warroad	SIGNS	FIRST CLASS	THIRD CLASS	
	Sidings	Other Tracks	553	135						136	554	
			Daily Ex. Sunday	Daily Ex. Sunday	STATIONS			Daily Ex. Sunday			Daily Ex. Monday	
Y 17			L 6.00Am	L 8.40Am		TILDEN JCT.	ON	115.80	DNIJR	A 7.10Pm	A 1.20Pm	
TRAINS BETWEEN TILDEN JCT. AND RED LAKE FALLS JCT. WILL BE GOVERNED BY NORTHERN PACIFIC TIME TABLE.												
			L 6.30Am	L 9.05Am		RED LAKE FALLS JCT.		104.40	JR	A 6.45Pm	A 12.45Pm	
N 13	83		6.55	s 9.12	2.10	RED LAKE FALLS	FA	102.30	DW	s 6.35	12.35Pm	
N 23	20		7.30	s 9.32	12.35	ST. HILAIRE	JO	92.05	D	s 6.08	11.45	
N 31	117		8.55	s 9.56	20.04	THIEF RIVER FALLS	VR	85.34	DRWXY	s 5.50	11.01	
					32.66	M. ST. P. & S. S. M. R. R. CROSSING		81.74				
N 36	15		9.20	f 10.09	26.49	STEINER		77.91		f 5.24	10.09	
N 41	35		9.50	s 10.21	31.90	HOLT	GR	72.50	D	s 5.13	9.50	
N 51	46		10.48	s 10.38	41.86	MIDDLE RIVER	MD	62.54	D	s 4.55	9.15	
N 59	23		11.20	s 10.54	50.27	STRATHCONA		54.13		s 4.39	8.40	
					60.53	GREENBUSH	GB	43.87	DW	s 4.19	8.10	
N 79	51		12.45Pm	s 11.30	70.01	BADGER	BA	34.39	D	s 4.02	7.20	
N 86	16		1.10	s 11.42	76.85	FOX		27.55		s 3.49	6.50	
N 92	66		1.55	s 12.01Pm	83.01	ROSEAU	RU	21.39	DW	s 3.38	6.25	
N101	15		2.25	s 12.19	92.11	SALOL	SA	12.29		s 3.20	5.30	
					103.80	C. N. RY. CROSSING		0.60	I BCDR WXY			
N114	Yard 138		A 2.55Pm	A 12.45Pm	104.40	WARROAD	WD			L 3.00Pm	L 5.00Am	
			8.55	4.05						4.10	8.20	
			12.9	28.2						27.7	13.8	
Time Over Subdivision Average Speed Per Hour												

Westward trains are superior to eastward trains of the same class.

10 WESTWARD

THIRTEENTH SUBDIVISION

EASTWARD

Station Numbers	Car Capacity		THIRD CLASS	SECOND CLASS	FIRST CLASS		Distance from Grand Forks	Time Table No. 83			Telegraph Calls	Distance from Gretna	SIGNS	FIRST CLASS		SECOND CLASS	THIRD CLASS
	Sidings	Other Tracks	543	307		139		Effective June 12, 1949						140		308	544
			Mon., Wed. and Fri.	Daily Ex. Sunday		Daily Ex. Sunday		STATIONS						Daily Ex. Sunday		Daily Ex. Sunday	Tue., Thur. and Sat.
317			L 5.10Am	L 9.30Am			2.59	PA TOWER	PA	80.77	DNIJXY			A 6.55Pm	A 2.55Pm		
							3.89	N. P. RY. CROSSING		79.47	P						
O-12	74		6.00	10.03			14.41	MANVEL	MV	68.95	DP			6.30	2.05		
O-24	79	44	6.40	10.34			26.47	ARDOCH	HN	56.89	DP			5.58	1.15		
							26.49	M. ST. P. & S. S. M. R. R. CROSSING		56.87	I						
O-80		98	7.30	10.50			32.61	MINTO	MT	50.75	DPW			5.38	12.40		
O-85		40	7.45	11.02			37.21	HERRIOTT		46.15	P			5.22	12.01Pm		
							40.80	N. P. RY. CROSSING		42.56							
O-89	87	184	A 8.15Am	11.31	139-544	307-544	41.49	GRAFTON	FN	41.87	BCDP RWX	A 4.40Pm		5.10	L 11.41Am		
		27		11.35			42.28	GRAFTON JCT.		41.13	JPXY	L 4.35Pm		4.40			
O-46		83		11.55			47.98	AUBURN	AU	35.38	DP			4.20			
O-58		138		12.10Pm			58.62	ST. THOMAS	MS	27.74	DP			3.58			
O-59		36		12.31			61.68	GLASSTON	NA	21.68	P			3.33			
O-66		67		12.55			68.68	HAMILTON	H	14.73	DP			3.13			
O-71		51		1.15			73.76	BATHGATE	VD	9.60	DP			2.48			
O-79	Yard	187		1.40			81.62	NECHE	CH	1.74	DPRWX			2.25			
				1.50Pm			83.36	GRETNA	N		DJPRY			L 2.00Pm			
			8.05 12.6	4.20 18.6		.03 14.8		Time Over Subdivision Average Speed Per Hour				.05 8.9		4.55 16.4	3.14 12.0		

Westward trains are superior to eastward trains of the same class.

WESTWARD

FOURTEENTH SUBDIVISION

EASTWARD

Station Numbers	Car Capacity		THIRD CLASS		FIRST CLASS		Distance from Grafton Jct.	Time Table No. 83			Telegraph Calls	Distance from Walhalla	SIGNS	FIRST CLASS		THIRD CLASS	
	Sidings	Other Tracks	543		139			Effective June 12, 1949						140		544	
			Mon., Wed. and Fri.	Daily Ex. Sunday	STATIONS			Daily Ex. Sunday		Tue., Thur. and Sat.							
	76		L 10.00Am	L 11.44Am			47.59	GRAFTON JCT.		47.59	JPXY	A 4.35Pm		A 10.55Am			
OA-7		191	10.20	11.57	5.73		51.86	NASH	NA	41.86	D	4.21		10.20			
OA-14	66	104	10.50	12.19Pm	12.02		34.67	HOOPLE	HO	34.67	D	4.05		9.50			
OA-18		137	11.25	12.31	17.56		30.03	CRYSTAL	CT	30.03	D	3.51		9.20			
OA-24		45	11.55	12.49	23.85		23.74	HENSEL	CA	23.74	D	3.35		8.50			
OA-32		117	12.40Pm	1.19	31.47		16.12	CAVALIER	CV	16.12	DW	3.15		8.20			
OA-37		85	1.00	1.34	36.44		11.15	BACKOO	BO	11.15	D	2.55		7.40			
OA-42		35	1.20	1.48	41.88		5.71	LEYDEN		5.71		2.39		7.20			
OA-48	Yard	184	A 1.45Pm	A 2.05Pm	47.59			WALHALLA	WA		CDR WXY	L 2.25Pm		L 7.00Am			
			8.45 12.2	2.21 20.3				Time Over Subdivision Average Speed Per Hour				2.10 22.0		8.55 12.1			

Westward trains are superior to eastward trains of the same class.

WESTWARD

FIFTEENTH SUBDIVISION

EASTWARD 11

Station Numbers	Car Capacity		THIRD CLASS		FIRST CLASS		Distance from Larimore	Time Table No. 83			Telegraph Calls	Distance from Hannah	SIGNS	FIRST CLASS		THIRD CLASS		
	Siding	Other Trucks	641		205			Effective June 12, 1949						206		642		
			Mon. Wed. and Fri.		Daily Ex. Sun.			STATIONS						Daily Ex. Sun.		Tues. Thur. and Sat.		
			L	5.40Am	L	10.25Am	2.37				94.77	JPX	A	6.03Pm	A	3.00Pm		
R-139	30			6.05	s	10.38	8.31				88.98	MC	D	s	5.51		2.30	
R-146	30			6.30	s	10.52	14.77				82.37	OR	D	s	5.37		2.00	
R-160	64			6.55	s	11.03	19.00				78.14	NS	D	s	5.27		1.30	
R-166	26			7.20	s	11.19	25.55				71.59	WY	DI	s	5.15		12.55	
R-161	44			7.50	s	11.32	30.58				66.01	P	D	s	5.05		12.32Pm	
R-168	50	148		8.30	s	11.57 ⁶⁴²	36.60				60.45	K	ODWY	s	4.53		11.57 ²⁰⁵	
R-178	25			8.55	t	12.08Pm	49.19				56.02			t	4.43		10.59	
R-177	98			9.25	s	12.20	45.99				51.15	BU	D	s	4.36		10.45	
R-188	30	30		9.55	s	12.37	52.27				44.87	U	DW	s	4.24		10.15	
R-189	41			10.35	s	12.55	58.56				38.58	MN	D	s	4.12		9.50	
R-195	54			11.05	s	1.10	64.24				32.50	NB	D	s	3.58		9.25	
R-201	30			11.30	s	1.23	69.87				27.27			s	3.43		9.00	
R-207	37	89		12.05Pm	s	1.48	76.05				21.09	DN	DW	s	3.30		8.40	
R-214	35			12.30	s	2.04	83.08				14.06	RS	D	s	3.15		7.50	
R-221	42			12.55	s	2.20	90.44				6.70	W	D	s	3.00		7.25	
R-228	35		A	1.20Pm	A	2.35Pm	97.14					HN	CDR XY	L	2.45Pm	L	7.00Am	
				7.40 12.3		4.10 22.7									3.18 28.7		8.00 11.9	
								Time Over Subdivision Average Speed Per Hour										

Westward trains are superior to eastward trains of the same class.

Station Numbers	Car Capacity		THIRD CLASS		FIRST CLASS		Distance from Lakota	Time Table No. 83			Telegraph Calls	Distance from Sarles	SIGNS	FIRST CLASS		THIRD CLASS	
	Sidings	Other Tracks	643		207			Effective June 12, 1949						208		644	
			Mon., Wed. and Fri.		Daily Ex. Sun.			STATIONS						Daily Ex. Sun.		Tues., Thur. and Sat.	
VA-7		7	L 9.00Am		L 10.52Am	0.32	SARLES JCT.		72.37	JXYP	A 4.30Pm		A 1.45Pm				
			9.25		11.04	7.21	RECTOR		65.48		4.15		1.15				
						8.61	M. St. P. & S. S. M. R. R. Crossing		64.08								
VA-12		38	9.45		11.19	12.40	BROCKET	KO	60.29	D	4.05		12.55				
VA-18		35	10.30		11.33	18.66	LAWTON	ON	54.03	D	3.52		12.25Pm				
			²⁰⁷ 12.04Pm		⁶⁴³⁻⁶⁴⁴ 11.54	27.19	EDMORE	RD	45.50	DW	3.35		²⁰⁷ 11.54				
VA-27		42	12.25		12.09Pm	38.88	DERRICK	RC	38.81		3.19		10.40				
VA-34		26	1.00		12.25	40.06	HAMPDEN	DN	32.64	D	3.08		10.10				
VA-40		44	1.20		12.38	44.85	WEAVER		27.84		2.57		9.50				
						48.63	M. St. P. & S. S. M. R. R. Crossing		24.16								
VA-58		44	1.50		1.03	52.44	MUNCH	MN	20.25	DW	2.42		9.25				
VA-60		34	²⁰⁸ 2.27		1.21	59.88	CLYDE	CD	12.81	D	⁶⁴³ 2.27		8.55				
VA-66		36	2.55		1.35	65.82	CALVIN	VN	6.87	D	2.14		8.30				
VA-73		78	A 3.20Pm		²⁰⁸ 1.50Pm	72.09	SARLES	SA		CDR XY	L 2.00Pm		L 8.00Am				
			6.20		2.58		Time Over Subdivision				2.30		5.45				
			11.4		24.5		Average Speed Per Hour				29.3		12.6				

Westward trains are superior to eastward trains of the same class.

Station Numbers	Car Capacity		THIRD CLASS		FIRST CLASS		Distance from Church's Ferry	Time Table No. 83			Telegraph Calls	Distance from St. John	SIGNS	FIRST CLASS		THIRD CLASS	
	Sidings	Other Tracks	647		209			Effective June 12, 1949						210		648	
			Mon., Wed. and Fri.		Daily Ex. Sun.			STATIONS						Daily Ex. Sun.		Tues., Thur. and Sat.	
427			L 7.01Am		L 2.15Pm		CHURCH'S FERRY	FY	54.88	BDJPR WXY	A 9.55Am		A 11.45Am				
X7		25	7.25		2.35	7.37	MAZA	Z	47.46		9.37		11.05				
X15	50	128	8.45		3.05	15.38	CANDO	CN	39.45	D	9.22		10.22				
X22		35	²¹⁰ 9.07		3.20	21.67	CONSIDINE		33.16		^{647 648} 9.07		²¹⁰ 9.07				
						27.84	M. St. P. & S. S. M. R. R. Crossing										
X28		35	9.55		3.45		BISBEE	BS	26.99	D	8.55		8.30				
						35.16	PERTH	RH	19.67	D	8.41		7.50				
X35		35	10.35		4.10	41.06	GRONNA		18.77		8.28		7.15				
X41		26	10.59		4.25	47.41	ROLLA	RO	7.42	DW	8.14		6.50				
X48		36	11.35		4.55	54.83	ST. JOHN	SJ		CDRXY	L 8.00Am		L 6.00Am				
X55	Yard	69	A 12.01Pm		5.10Pm												
			5.00		2.55		Time Over Subdivision				1.55		5.45				
			11.0		18.8		Average Speed Per Hour				28.6		9.5				

Westward trains are superior to eastward trains of the same class.

WESTWARD

EIGHTEENTH SUBDIVISION

EASTWARD 13

Station Numbers	Car Capacity		SECOND CLASS				Distance from York	Time Table No. 83			Telegraph Calls	Distance from Dunseith	SIGNS	SECOND CLASS						
	Sidings	Other Tracks				353		Effective June 12, 1949									354			
						Daily Ex. Sunday		STATIONS						Daily Ex. Sunday						
445						L 4.05Pm				XN	41.94	BDJP RWXY	A 12.01Pm							
XB 7		15				f 4.20	7.39				34.65		f 11.20							
XB14		35				s 4.45	14.33			WF	37.81	D	s 11.05							
XB21		24				s 5.10	20.92			SN	21.02	D	s 10.25							
XB28		45				s 5.40	27.34			MC	14.60	DW	s 10.00							
XB34		33				s 6.05	34.19			AN	7.75	D	s 9.30							
XB42	Yard	101				A 6.25Pm	41.94			DN		CDR XY	L 9.00Am							
						2.20							3.01							
						17.9							14.0							
Time Over Subdivision Average Speed Per Hour																				

Westward trains are superior to eastward trains of the same class.

WESTWARD

NINETEENTH SUBDIVISION

EASTWARD

Station Numbers	Car Capacity		THIRD CLASS		FIRST CLASS		Distance from Rugby	Time Table No. 83			Telegraph Calls	Distance from Antler	SIGNS	FIRST CLASS		THIRD CLASS	
	Sidings	Other Tracks	651		213			Effective June 12, 1949						214		652	
			Mon. Wed. and Fri.		Daily Ex. Sunday			STATIONS						Daily Ex. Sunday		Tues. Thur. and Sat.	
465			L 8.00Am		L 3.30Pm					RU	80.24	BCDNJ KRWXY	A 12.30Pm		A 11.20Am		
V 6		10	8.20		f 3.43	6.34					73.90		f 12.10Pm		10.35		
V13		36	8.50		s 4.00	12.76				BN	67.48	D	s 11.58		10.20		
V21	46	36	9.30		s 4.20	21.21				WC	59.03	DW	s 11.40		9.50		
V30		49	10.15		s 4.38	28.58				OM	51.66	D	s 11.19		9.20		
V38		109	214 10.57		s 5.10	38.10				BO	42.14	DW	s 10.57		8.55		
V45		26	11.35		s 5.25	44.76				CB	35.48	D	s 10.42		8.15		
V51		63	12.20Pm		s 5.40	51.10				SU	29.14	D	s 10.30		7.50		
V56		22	12.50		s 5.55	56.63				HO	23.61	D	s 10.18		7.15		
V62		27	1.15		s 6.08	61.72				NA	18.52	D	s 10.08		7.00		
						63.43											
V67		83	2.00		s 6.25	67.53				WS	12.71	D	s 9.56		6.30		
V73		21	2.30		s 6.38	73.53					6.71		s 9.42		5.50		
V80		60	A 3.00Pm		A 6.50Pm	80.24				AR		CDR XY	L 9.30Am		L 5.30Am		
			7.00		3.20								8.00		8.50		
			11.4		24.0								26.7		18.7		
Time Over Subdivision Average Speed Per Hour																	

Westward trains are superior to eastward trains of the same class.

14 WESTWARD

TWENTIETH SUBDIVISION

EASTWARD

Station Numbers	Car Capacity		SECOND CLASS				Distance from Towner	Time Table No. 83			Telegraph Calls	Distance from Marbass	SIGNS	SECOND CLASS			
	Sidings	Other Tracks			351	Effective June 12, 1949			352	346							
						STATIONS										Daily Ex. Sunday	Daily Ex. Sat. and Sun.
484					L 2.55Pm					OW	45.46	BDJKP RWXY	A 12.35Pm	A 10.00Am			
XD 9		10			f 3.15	8.91					36.55		f 11.55	f 9.35			
XD14		35			s 3.30	14.16				BA	31.30	D	s 11.30	s 9.15			
XD22		85			s 4.00	22.14				AU	23.32	D	s 10.50	s 8.35			
XD80		14			s 4.18	29.80					15.96		s 10.10	s 8.00			
						30.86					14.60						
XD85		45			s 4.32	34.82				BR	10.64	D	s 9.45	s 7.40			
XD41		15			f 4.45	40.77					4.69		f 9.10	f 7.15			
XD46		61			A 5.00Pm	45.46				MX		CDRW XY	L 8.50Am	L 7.00Am			
					2.05								3.45	8.00			
					21.4								12.1	15.1			
Time Over Subdivision Average Speed Per Hour																	

Westward trains are superior to eastward trains of the same class.

WESTWARD

TWENTY FIRST SUBDIVISION

EASTWARD

Station Numbers	Car Capacity		SECOND CLASS				Distance from Granville	Time Table No. 83			Telegraph Calls	Distance from Sherwood	SIGNS	SECOND CLASS			
	Sidings	Other Tracks			309	Effective June 12, 1949			310	312							
						STATIONS										Daily Ex. Sunday	Daily Ex. Sat. and Sun.
504					L 3.05Pm					J	61.22	BDJKP RWXY	A 12.45Pm	A 9.30Am			
XA 7		14			f 3.20	7.07					54.15		f 12.15	f 9.00			
XA18		38			s 3.40	13.00				DR	48.22	D	s 12.01Pm	s 8.40			
XA18		15			f 3.52	17.99					43.23		f 11.40	f 8.20			
XA25		86			s 4.15	24.47				GX	36.75	DW	s 11.20	s 8.00			
XA80		26			f 4.27	29.73					31.49		f 10.45	s 7.40			
XA85		47			s 4.47	35.27				S	25.95	D	s 10.30	s 7.25			
XA41		25			s 5.00	40.63					20.59		s 10.10	s 7.05			
XA46		68			s 5.35	46.36				MO	14.86	D	s 9.49	s 6.50			
XA52		13			s 5.55	54.01				RI	7.21	D	s 9.20	s 6.20			
XA61		77			A 6.15Pm	61.22				WD		CDRW XY	L 9.00Am	L 6.00Am			
					3.10								3.45	8.30			
					19.3								16.3	17.5			
Time Over Subdivision Average Speed Per Hour																	

Westward trains are superior to eastward trains of the same class.

WESTWARD

TWENTY-SECOND SUBDIVISION

EASTWARD 15

Station Numbers	Car Capacity		SECOND CLASS				Distance from Evansville	Time Table No. 83			Telegraph Calls	Distance from Elbow Lake	SIGNS	SECOND CLASS				
	Sidings	Other Tracks				339		Effective June 12, 1949						340				
						Fri. Only		STATIONS										
159						L 6.30pm		EVANSVILLE	NS	16.30	RDN WC	A 8.40pm						
E 7		37				s 6.55	8.88	6.85 ERDAHL	ER	9.42	D	s 8.15						
E11		10				s 7.10	11.38	4.80 THORSBORG		4.92		s 7.55						
							14.42	3.04 M. ST. P. & S. S. M. R. R. CROSSING		1.88	I							
E16		38				A 7.30pm	16.30	1.88 ELBOW LAKE	KB		RD	L 7.40pm						
						1.00		Time Over Subdivision					1.00					
						16.3		Average Speed Per Hour					16.3					

Westward trains are superior to eastward trains of the same class.

WESTWARD

TWENTY-THIRD SUBDIVISION

EASTWARD

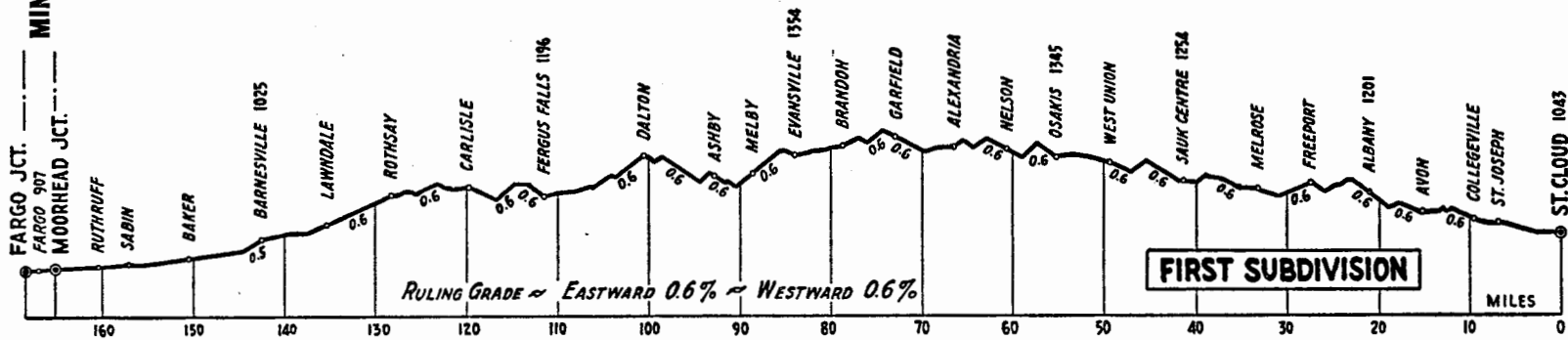
Station Numbers	Car Capacity		SECOND CLASS				Distance from Devils Lake	Time Table No. 83			Telegraph Calls	Distance from Hansboro	SIGNS	SECOND CLASS				
	Sidings	Other Tracks				203		Effective June 12, 1949						204				
						Mixed		STATIONS										
						Daily Ex. Sun.												
408		64				L 7.00am		DEVILS LAKE	WS	65.98	BCDNJK RWXY	A 3.35pm						
FG 9		24				f 7.27	7.50	7.50 M. ST. P. & S. S. M. R. R. CROSSING		58.48		s 3.15						
FG12		99				s 7.45	12.15	4.65 SWEETWATER		53.82	D	s 2.55						
FG18		21				s 8.05	17.45	5.30 WEBSTER		48.58		s 2.15						
FG24		84				s 8.35	24.07	6.02 GARSKE		41.91	D	s 1.50						
								4.88 ST. JOE		37.03		f 1.25						
FG29		11				f 8.50	28.95	4.32 NEWVILLE		32.71		f 1.10						
FG34		30				f 9.05	33.27	6.42 OLMSTEAD	OM	26.29	D	s 12.50						
FG40		32				s 9.27	39.69	6.66 M. ST. P. & S. S. M. R. R. CROSSING		19.63		s 12.30						
FG47		26				s 9.48	46.35	6.86 CROCUS		12.77	DW	s 12.10pm						
FG53		39				s 10.14	53.21	6.86 ROCK LAKE	RA									
								5.87 ELLSBERRY		6.90		s 11.45						
FG59		21				s 10.30	59.98	6.90 HANSBORO	HN		DRY	L 11.30am						
FG66		48				A 11.00am	65.98											
						4.00		Time Over Subdivision					4.05					
						16.5		Average Speed Per Hour					15.1					

Westward trains are superior to eastward trains of the same class.

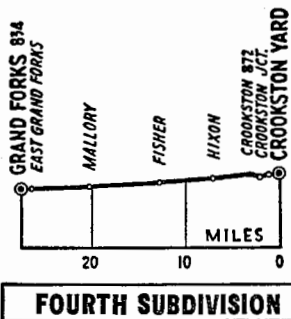
Business Tracks not Shown as Stations on Time Table.

NAME	LOCATION	Capacity Cars
Third Subdivision.		
Alton	2.86 miles west of Kelso	23
Taft	3.66 miles west of Hillsboro ..	23
Flaat	2.96 miles west of Merrifield..	15
Fourth Subdivision.		
Ross Siding	2.64 miles west of Hixon	51
Seventh Subdivision.		
Dolores Mission Spur	4.35 miles west of Tokio	11
Tenth Subdivision.		
Spur No. 1	2.28 miles west of Glyndon	12
Roan	5.03 miles west of Angus	45
Luna	4.18 miles west of Warren	19
Chatham	4.98 miles west of Kennedy	14
Hill Farm	0.58 miles west of Northcote ..	16
Eleventh Subdivision.		
Bingham	2.41 miles west of Moorhead..	684
Twelfth Subdivision.		
Lyell Spur	3.10 miles east of Warroad	10
Thirteenth Subdivision.		
Calspur	0.98 mile west of Pa Tower	41
Fifteenth Subdivision.		
Edison	2.87 miles west of Hannah Jct.	11

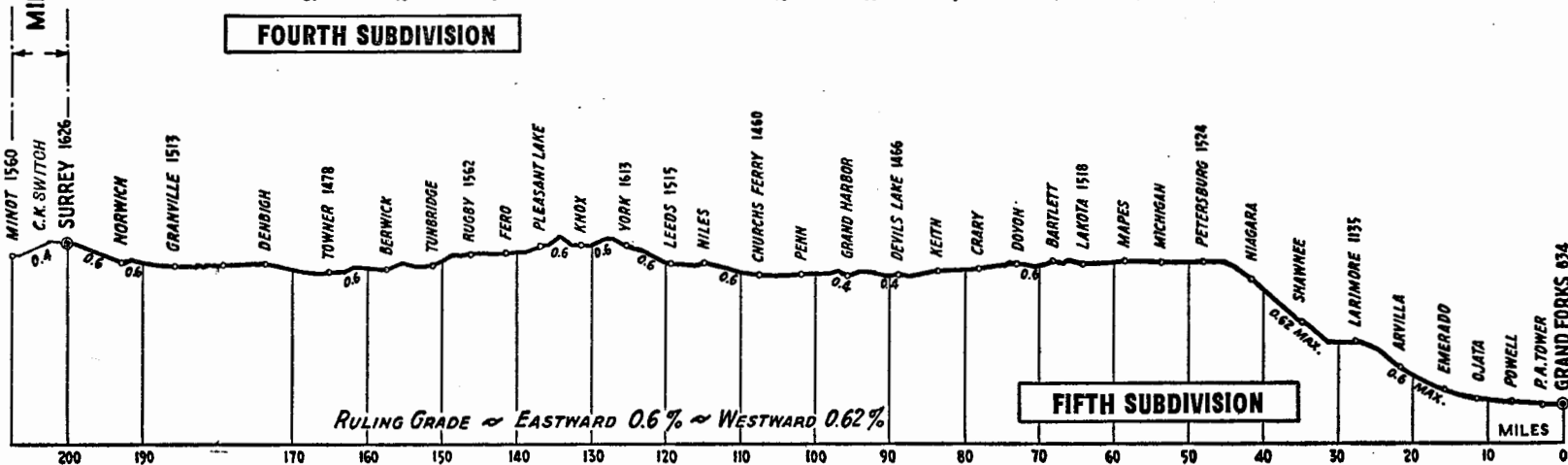
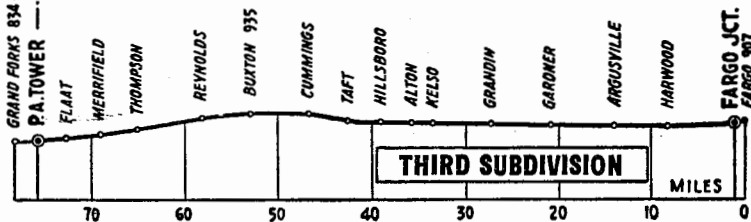
MINOT DIVISION



MINOT DIVISION



FIFTH SUBDIV.



Elevation...175

Pages 18, 19 and 20 are blank.